

## FKBP4 antibody

### Product Information

Catalog No.:	FNab03142
Size:	100µg
Form:	liquid
Purification:	Immunogen affinity purified
Purity:	≥95% as determined by SDS-PAGE
Host:	Rabbit
Clonality:	polyclonal
Clone ID:	None
IsoType:	IgG
Storage:	PBS with 0.02% sodium azide and 50% glycerol pH 7.3, -20°C for 12 months(Avoid repeated freeze / thaw cycles.)

### Background

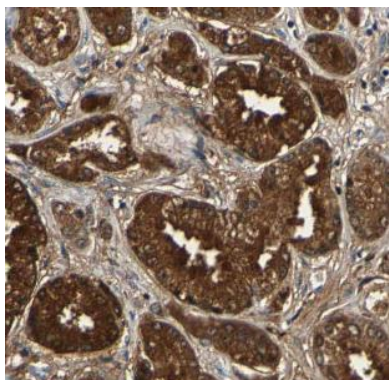
None

### Immunogen information


Immunogen:	FK506 binding protein 4, 59kDa
Synonyms:	Peptidyl-prolyl cis-trans isomerase FKBP4 (PPIase FKBP4) 51 kDa FK506-binding protein (FKBP51) 52 kDa FK506-binding protein (52 kDa FKBP, FKBP-52) 59 kDa immunophilin (p59) FK506-binding protein 4 (FKBP-4) FKBP59 HSP-binding immunophilin (HBI) Immunophilin FKBP52 Rotamase Peptidyl-prolyl cis-trans isomerase FKBP4, N-terminally processed FKBP4 FKBP52
Observed MW:	56-59 kDa
Uniprot ID :	Q02790

### Application

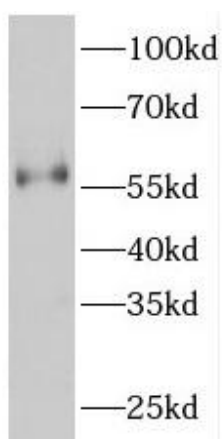
Reactivity:	Human, Mouse
Tested Application:	ELISA, WB, IHC, IF, IP, FC
Recommended dilution:	WB: 1:500-1:2000; IP: 1:200-1:1000; IHC: 1:20-1:200; IF: 1:20-1:200
Image:	



Immunohistochemistry of paraffin-embedded human prostate cancer using FNab03142(FKBP52 antibody) at dilution of 1:100



IP Result of anti-FKBP52 (IP:FNab03142, 3ug; Detection:FNab03142 1:1000) with HeLa cells lysate 3000ug.



HeLa cells were subjected to SDS PAGE followed by western blot with FNab03142(FKBP52 antibody) at dilution of 1:1000