

## FKBP10 antibody

### Product Information

Catalog No.:	FNab03134
Size:	100µg
Form:	liquid
Purification:	Immunogen affinity purified
Purity:	≥95% as determined by SDS-PAGE
Host:	Rabbit
Clonality:	polyclonal
Clone ID:	None
IsoType:	IgG
Storage:	PBS with 0.02% sodium azide and 50% glycerol pH 7.3, -20°C for 12 months(Avoid repeated freeze / thaw cycles.)

### Background

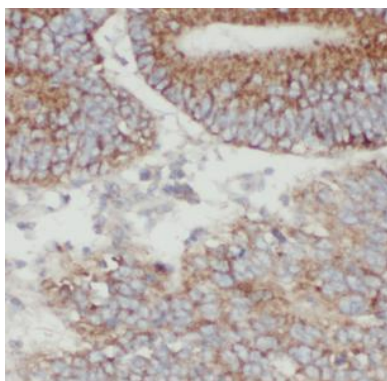
PPIases accelerate the folding of proteins during protein synthesis.

### Immunogen information

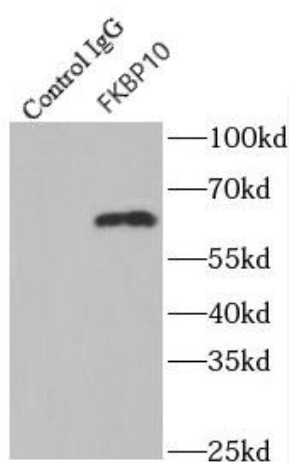
Immunogen:	FK506 binding protein 10, 65 kDa
Synonyms:	Peptidyl-prolyl cis-trans isomerase FKBP10 (PPIase FKBP10) 65 kDa FK506-binding protein (65 kDa FKBP, FKBP-65) FK506-binding protein 10 (FKBP-10) Immunophilin FKBP65 Rotamase FKBP10 FKBP65
Observed MW:	64 kDa
Uniprot ID :	Q96AY3

### Application

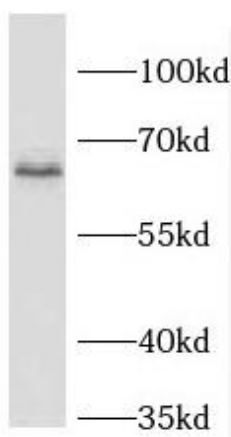
Reactivity:	Human, Mouse, Rat
Tested Application:	ELISA, IHC, WB, IP
Recommended dilution:	WB: 1:500-1:2000; IP: 1:200-1:1000; IHC: 1:20-1:200
Image:	



Immunohistochemistry of paraffin-embedded human colon cancer using FNab03134(FKBP10 antibody) at dilution of 1:50



IP Result of anti-FKBP65 (IP:FNab03134, 4ug; Detection:FNab03134 1:600) with HEK-293 cells lysate 2800ug.



HEK-293 cells were subjected to SDS PAGE followed by western blot with FNab03134(FKBP10 Antibody) at dilution of 1:600