

FGG antibody

Product Information

Catalog No.:	FNab03119
Size:	100µg
Form:	liquid
Purification:	Protein A+G purification
Purity:	≥95% as determined by SDS-PAGE
Host:	Mouse
Clonality:	monoclonal
Clone ID:	5D8
IsoType:	IgG2a
Storage:	PBS with 0.02% sodium azide and 50% glycerol pH 7.3, -20°C for 12 months(Avoid repeated freeze / thaw cycles.)

Background

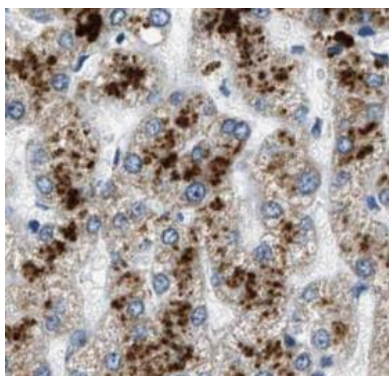
None

Immunogen information

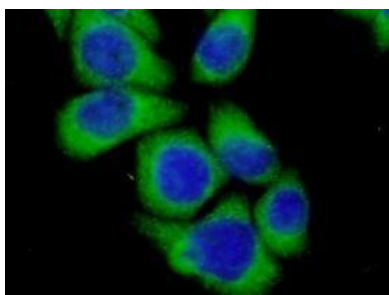
Immunogen:	fibrinogen gamma chain
Synonyms:	Fibrinogen gamma chain FGG
Observed MW:	52 kDa
Uniprot ID :	P02679

Application

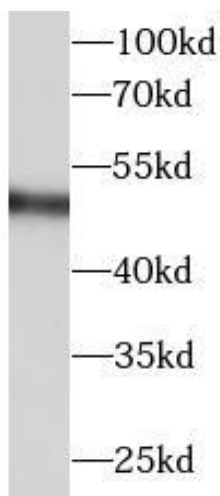
Reactivity:	Human
Tested Application:	ELISA, WB, IHC, IF
Recommended dilution:	WB: 1:500-1:2000; IHC: 1:20-1:200; IF: 1:20-1:200
Image:	



Immunohistochemistry of paraffin-embedded human liver tissue slide using FNab03119(FGG Antibody) at dilution of 1:50



Immunofluorescent analysis of L02 cells using FNab03119(FGG Antibody) at dilution of 1:50 and Alexa Fluor 488-conjugated Goat Anti-Mouse IgG(H+L)



L02 cells were subjected to SDS PAGE followed by western blot with FNab03119(FGG Antibody) at dilution of 1:1000