

## FGF5 antibody

### Product Information

Catalog No.:	FNab03094
Size:	100µg
Form:	liquid
Purification:	Immunogen affinity purified
Purity:	≥95% as determined by SDS-PAGE
Host:	Rabbit
Clonality:	polyclonal
Clone ID:	None
IsoType:	IgG
Storage:	PBS with 0.02% sodium azide and 50% glycerol pH 7.3, -20°C for 12 months(Avoid repeated freeze / thaw cycles.)

### Background

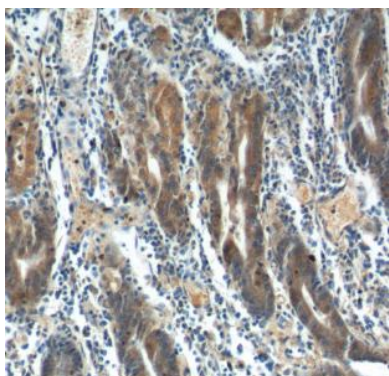
Plays an important role in the regulation of cell proliferation and cell differentiation. Required for normal regulation of the hair growth cycle. Functions as an inhibitor of hair elongation by promoting progression from anagen, the growth phase of the hair follicle, into catagen the apoptosis-induced regression phase(By similarity).

### Immunogen information

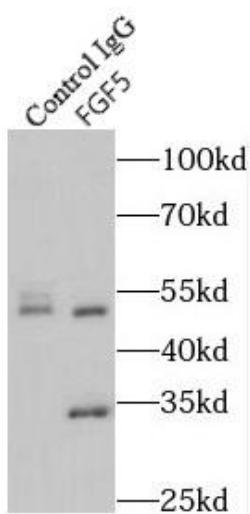
Immunogen:	fibroblast growth factor 5
Synonyms:	Fibroblast growth factor 5 (FGF-5) Heparin-binding growth factor 5 (HBGF-5) Smag-82 FGF5
Observed MW:	34 kDa
Uniprot ID :	P12034

### Application


Reactivity:	Human, Mouse
Tested Application:	ELISA, IHC, WB, IF, IP
Recommended dilution:	WB: 1:500-1:2000; IP: 1:200-1:1000; IHC: 1:20-1:200; IF: 1:20-1:200
Image:	



Immunohistochemistry of paraffin-embedded human stomach tissue slide using FNab03094(FGF5 Antibody) at dilution of 1:200



IP Result of anti-FGF5 (IP:FNab03094, 4ug; Detection:FNab03094 1:500) with A375 cells lysate 3200ug.



A375 cells were subjected to SDS PAGE followed by western blot with FNab03094(FGF5 Antibody) at dilution of 1:600