

## FAF2 antibody

### Product Information

Catalog No.:	FNab02947
Size:	100µg
Form:	liquid
Purification:	Immunogen affinity purified
Purity:	≥95% as determined by SDS-PAGE
Host:	Rabbit
Clonality:	polyclonal
Clone ID:	None
IsoType:	IgG
Storage:	PBS with 0.02% sodium azide and 50% glycerol pH 7.3, -20°C for 12 months(Avoid repeated freeze / thaw cycles.)

### Background

Plays an important role in endoplasmic reticulum-associated degradation(ERAD) that mediates ubiquitin-dependent degradation of misfolded endoplasmic reticulum proteins(PubMed:18711132, PubMed:24215460). Involved in inhibition of lipid droplet degradation by binding to phospholipase PNPL2 and inhibiting its activity by promoting dissociation of PNPL2 from its endogenous activator, ABHD5 which inhibits the rate of triacylglycerol hydrolysis(PubMed:23297223).

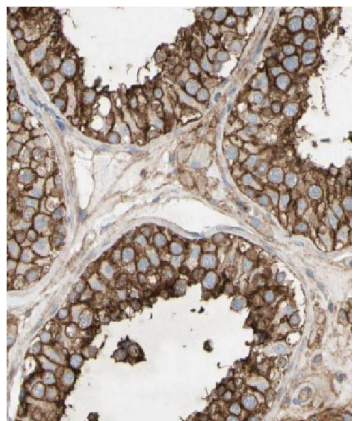
### Immunogen information

Immunogen:	Fas associated factor family member 2
Synonyms:	FAS-associated factor 2 UBX domain-containing protein 3B UBX domain-containing protein 8 FAF2 ETEA KIAA0887 UBXD8 UBXN3B
Observed MW:	53 kDa
Uniprot ID :	Q96CS3

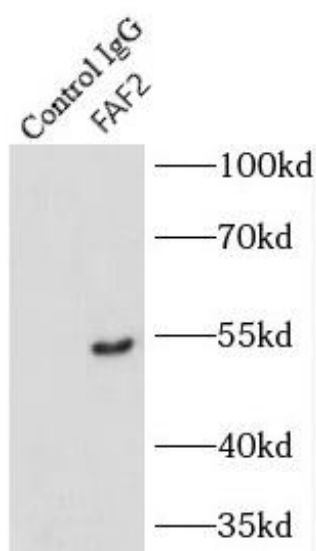
### Application

Reactivity:	Human, Mouse, Rat
Tested Application:	ELISA, WB, IHC, IP, IF
Recommended dilution:	WB: 1:500-1:2000; IP: 1:200-1:2000; IHC: 1:20-1:200; IF: 1:20-1:200

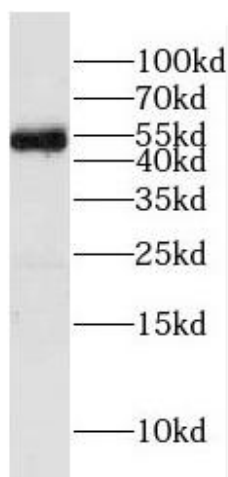
Image:



Immunohistochemistry of paraffin-embedded human testis using FNab02947 (FAF2 antibody) at dilution of 1:50



IP Result of anti-FAF2 (IP:FNab02947, 3ug; Detection:FNab02947 1:1000) with mouse brain tissue lysate 5000ug.



mouse brain tissue were subjected to SDS PAGE followed by western blot with FNab02947 (FAF2 antibody) at dilution of 1:1000