FineTest®

FADD antibody

Product Information

Catalog No.:	FNab02941
Size:	100μg
Form:	liquid
Purification:	Immunogen affinity purified
Purity:	⩾95% as determined by SDS-PAGE
Host:	Rabbit
Clonality:	polyclonal
Clone ID:	None
IsoType:	IgG
Storage:	PBS with 0.02% sodium azide and 50% glycerol pH 7.3, -20℃ for 12 months(Avoid repeated freeze / thaw cycles.)

Background

Apoptotic adaptor molecule that recruits caspase-8 or caspase-10 to the activated Fas(CD95) or TNFR-1 receptors. The resulting aggregate called the death-inducing signaling complex(DISC) performs caspase-8 proteolytic activation. Active caspase-8 initiates the subsequent cascade of caspases mediating apoptosis. Involved in interferon-mediated antiviral immune response, playing a role in the positive regulation of interferon signaling.

Immunogen information

Immunogen:	Fas(TNFRSF6)-associated via death domain
Synonyms:	FAS-associated death domain protein|FAS-associating death domain-containing protein|Growth-inhibiting gene 3 protein|Mediator of receptor induced toxicity|FADD|MORT1
Observed MW:	26 kDa
Uniprot ID :	Q13158

Application

Reactivity:	Human, Mouse, Rat
Tested Application:	ELISA, IHC, WB, IP
Recommended dilution:	WB: 1:500 - 1:2000; IHC: 1:50 - 1:200; IP: 1:50 - 1:200

Image:

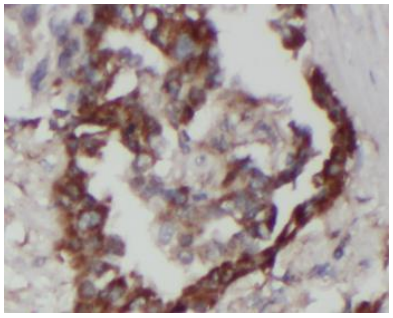

Immunohistochemistry of paraffin-embedded human lung cancer using FNab02941(FADD antibody) at dilution of 1:50

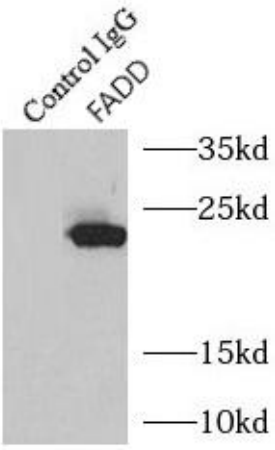

IP Result of anti-FADD (IP:FNab02941, 4ug; Detection:FNab02941 1:300) with A549 cells lysate 3040ug.



Hela cells were subjected to SDS PAGE followed by western blot with FNab02941(FADD Antibody) at dilution of 1:1000