

ENO1 antibody

Product Information

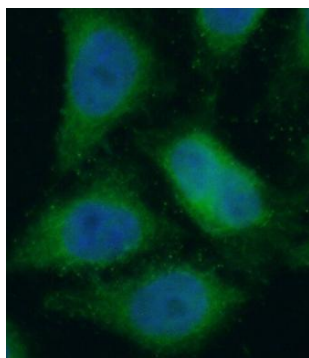
Catalog No.:	FNab02765
Size:	100µg
Form:	liquid
Purification:	Immunogen affinity purified
Purity:	≥95% as determined by SDS-PAGE
Host:	Rabbit
Clonality:	polyclonal
Clone ID:	None
IsoType:	IgG
Storage:	PBS with 0.02% sodium azide and 50% glycerol pH 7.3, -20°C for 12 months(Avoid repeated freeze / thaw cycles.)

Immunogen information

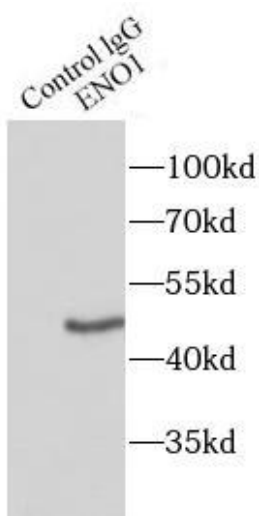
Immunogen:	Alpha-enolase
Synonyms:	Alpha-enolase 2-phospho-D-glycerate hydro-lyase C-myc promoter-binding protein Enolase 1 MBP-1 MPB-1 Non-neural enolase (NNE) Phosphopyruvate hydratase Plasminogen-binding protein ENO1 ENO1L1 MBPB1 MPB1
Observed MW:	47 kDa
Uniprot ID :	P06733

Application

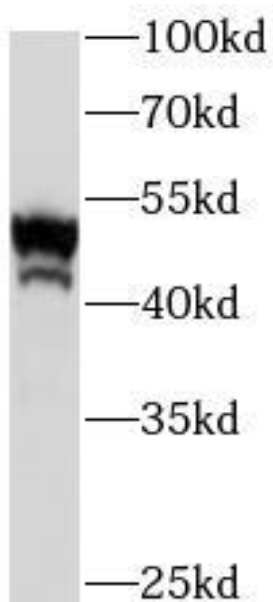
Reactivity:	Human, Mouse, Rat
Tested Application:	ELISA, WB, IF, IP
Recommended dilution:	WB: 1:500-1:1000; IP: 1:50-1:200; IF: 1:50-1:100
Image:	



Immunofluorescent analysis of HeLa cells, using FNab02765 at 1:50 dilution and Alexa Fluor 488-conjugated Goat Anti-Rabbit IgG(H+L)



IP Result of anti-ENO1 (IP: FNab02765, 4ug; Detection: FNab02765 1:500) with HeLa cells lysate 2000ug.



HeLa cells were subjected to SDS PAGE followed by western blot with FNab02765(ENO1 antibody) at dilution of 1:1000