

## ENO1 antibody

### Product Information

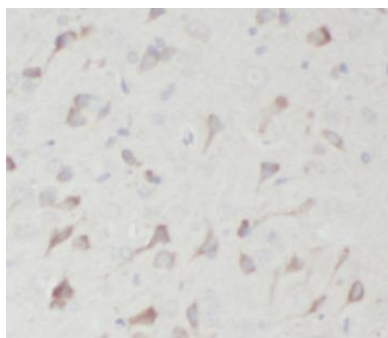
Catalog No.:	FNab02764
Size:	100µg
Form:	liquid
Purification:	Immunogen affinity purified
Purity:	≥95% as determined by SDS-PAGE
Host:	Rabbit
Clonality:	polyclonal
Clone ID:	None
IsoType:	IgG
Storage:	PBS with 0.02% sodium azide and 50% glycerol pH 7.3, -20°C for 12 months(Avoid repeated freeze / thaw cycles.)

### Immunogen information

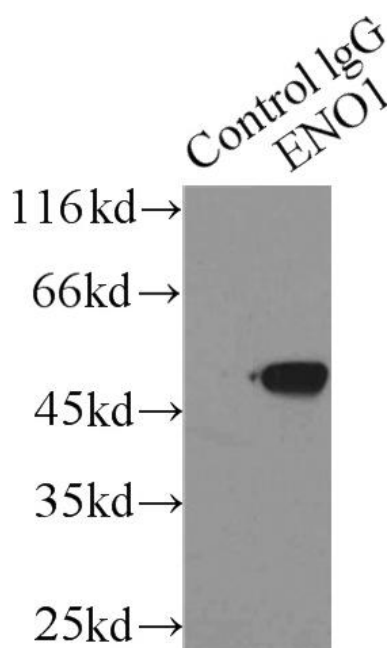
Immunogen:	Alpha-enolase
Synonyms:	Alpha-enolase 2-phospho-D-glycerate hydro-lyase C-myc promoter-binding protein Enolase 1 MBP-1 MPB-1 Non-neural enolase (NNE) Phosphopyruvate hydratase Plasminogen-binding protein ENO1 ENO1L1 MBPB1 MPB1
Observed MW:	47 kDa
Uniprot ID :	P06733

### Application

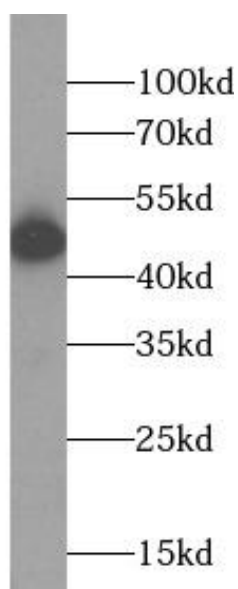
Reactivity:	Human, Mouse, Rat
Tested Application:	ELISA, WB, IHC, IF, IP, FC
Recommended dilution:	WB: 1:500-1:1000; IP: 1:500-1:1000; IHC: 1:100-1:400; IF: 1:50-1:500
Image:	



Immunohistochemistry of paraffin-embedded human brain using FNab02764(ENO1 antibody) at dilution of 1:100



IP Result of anti-ENO1 (IP: FNab02764, 4ug; Detection: FNab02764 1:500) with mouse skeletal muscle tissue lysate 4000ug.



HeLa cells were subjected to SDS PAGE followed by western blot with FNab02764(ENO1 antibody) at dilution of 1:500