

EIF5A2 antibody

Product Information

Catalog No.:	FNab02729
Size:	100µg
Form:	liquid
Purification:	Immunogen affinity purified
Purity:	≥95% as determined by SDS-PAGE
Host:	Rabbit
Clonality:	polyclonal
Clone ID:	None
IsoType:	IgG
Storage:	PBS with 0.02% sodium azide and 50% glycerol pH 7.3, -20°C for 12 months(Avoid repeated freeze / thaw cycles.)

Background

mRNA-binding protein involved in translation elongation. Has an important function at the level of mRNA turnover, probably acting downstream of decapping. Involved in actin dynamics and cell cycle progression, mRNA decay and probably in a pathway involved in stress response and maintenance of cell wall integrity. Functions as a regulator of apoptosis. Mediates effects of polyamines on neuronal process extension and survival. May play an important role in brain development and function, and in skeletal muscle stem cell differentiation(By similarity).

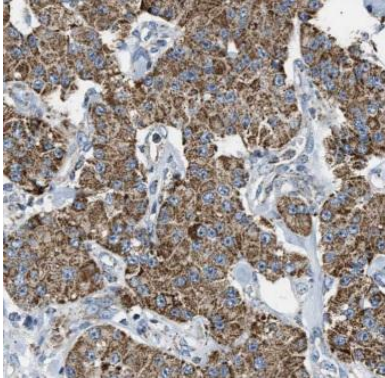
Immunogen information

Immunogen:	eukaryotic translation initiation factor 5A2
Synonyms:	Eukaryotic translation initiation factor 5A-2 (eIF-5A-2, eIF-5A2) Eukaryotic initiation factor 5A isoform 2 EIF5A2
Observed MW:	17 kDa
Uniprot ID :	Q9GZV4

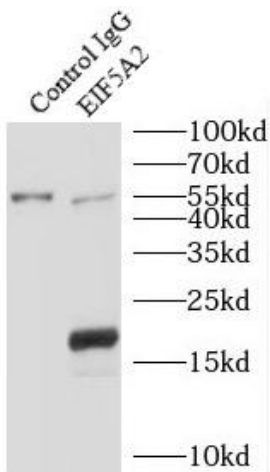
Application

Reactivity:	Human, Mouse, Rat
Tested Application:	ELISA, WB, IHC, IP
Recommended dilution:	WB: 1:500-1:2000; IP: 1:200-1:1000; IHC: 1:20-1:200

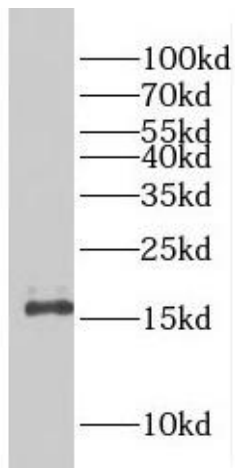
Image:



Immunohistochemistry of paraffin-embedded human colon cancer using FNab02729(EIF5A2 antibody) at dilution of 1:100



IP Result of anti-EIF5A2 (IP:FNab02729, 3ug; Detection:FNab02729 1:500) with mouse brain tissue lysate 4000ug.



mouse brain tissue were subjected to SDS PAGE followed by western blot with FNab02729(EIF5A2 antibody) at dilution of 1:500