

EHBP1 antibody

Product Information

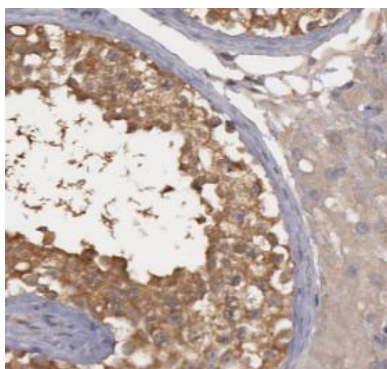
Catalog No.:	FNab02673
Size:	100µg
Form:	liquid
Purification:	Immunogen affinity purified
Purity:	≥95% as determined by SDS-PAGE
Host:	Rabbit
Clonality:	polyclonal
IsoType:	IgG
Storage:	PBS with 0.02% sodium azide and 50% glycerol pH 7.3, -20°C for 12 months(Avoid repeated freeze / thaw cycles.)

Immunogen information

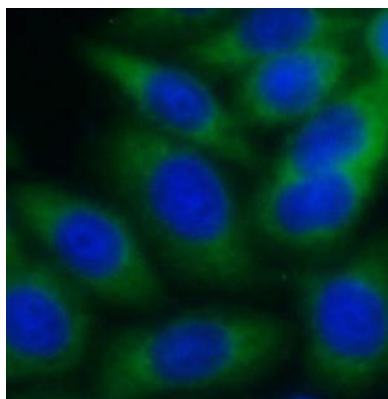
Immunogen:	EH domain binding protein 1
Synonyms:	EH domain-binding protein 1 EHBP1 KIAA0903 NACSIN
Observed MW:	140-160 kDa
Uniprot ID :	Q8NDI1

Application


Reactivity:	Human, Mouse, Rat
Tested Application:	ELISA, WB, IHC, IP, IF
Recommended dilution:	WB: 1:500-1:3000; IP: 1:500-1:1000; IHC: 1:20-1:200; IF: 1:20-1:200
Image:	




Immunohistochemistry of paraffin-embedded human testis using FNab02673(EHBP1 antibody) at dilution of 1:100



Immunofluorescent analysis of HepG2 cells using FNab02673 (EHBP1 antibody) at dilution of 1:50 and Alexa Fluor 488-conjugated Goat Anti-Rabbit IgG(H+L)



IP Result of anti-EHBP1 (IP:FNab02673, 4ug; Detection:FNab02673 1:500) with mouse liver tissue lysate 4000ug.



HepG2 cells were subjected to SDS PAGE followed by western blot with FNab02673(EHBP1 antibody) at dilution of 1:500