

EGFR-Specific antibody

Product Information

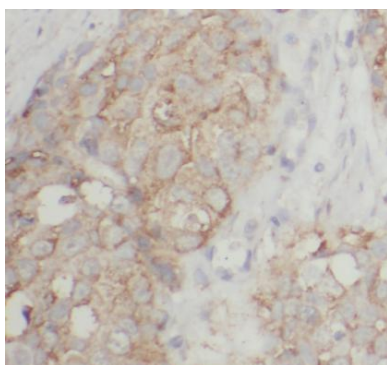
Catalog No.:	FNab02669
Size:	100µg
Form:	liquid
Purification:	Immunogen affinity purified
Purity:	≥95% as determined by SDS-PAGE
Host:	Rabbit
Clonality:	polyclonal
IsoType:	IgG
Storage:	PBS with 0.02% sodium azide and 50% glycerol pH 7.3, -20°C for 12 months(Avoid repeated freeze / thaw cycles.)

Immunogen information

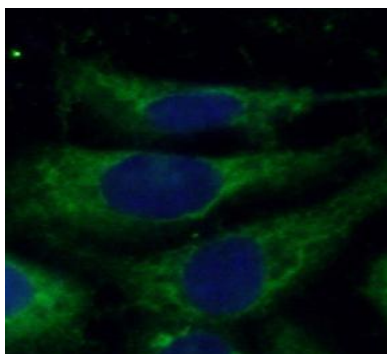
Immunogen:	epidermal growth factor receptor
Synonyms:	Epidermal growth factor receptor Proto-oncogene c-ErbB-1 Receptor tyrosine-protein kinase erbB-1 EGFR ERBB ERBB1 HER1
Observed MW:	150 kDa
Uniprot ID :	P00533

Application

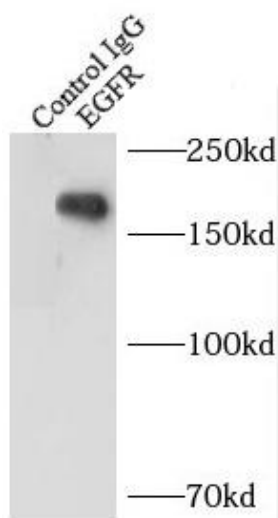
Reactivity:	Human, Mouse, Rat
Tested Application:	ELISA, WB, IHC, IP, IF
Recommended dilution:	WB: 1:2000-1:4000; IP: 1:500-1:1000; IHC: 1:200-1:800; IF: 1:50-1:500
Image:	




Immunohistochemistry of paraffin-embedded human breast cancer tissue slide using FNab02669(EGFR-Specific antibody) at dilution of 1:400



Immunofluorescent analysis of A431 cells using FNab02669 (EGFR-Specific antibody) at dilution of 1:50 and Alexa Fluor 488-conjugated Goat Anti-Rabbit IgG(H+L)



IP Result of anti-EGFR-Specific (IP:FNab02669, 3ug; Detection:FNab02669 1:500) with MCF-7 cells lysate 2500ug.



L02 cells were subjected to SDS PAGE followed by western blot with FNab02669 (EGFR-Specific antibody) at dilution of 1:2000