

EFS antibody

Product Information

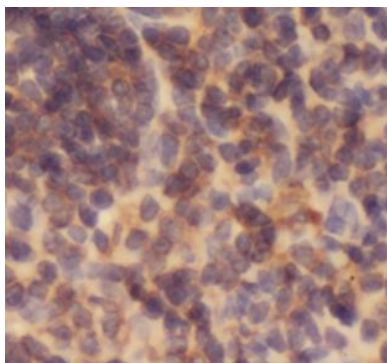
Catalog No.:	FNab02662
Size:	100µg
Form:	liquid
Purification:	Immunogen affinity purified
Purity:	≥95% as determined by SDS-PAGE
Host:	Rabbit
Clonality:	polyclonal
IsoType:	IgG
Storage:	PBS with 0.02% sodium azide and 50% glycerol pH 7.3, -20°C for 12 months(Avoid repeated freeze / thaw cycles.)

Immunogen information

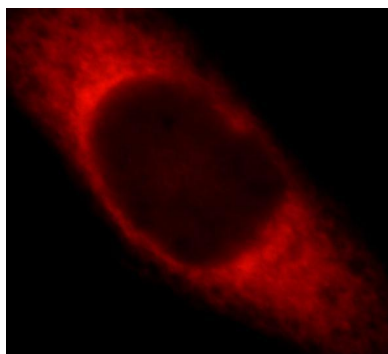
Immunogen:	embryonal Fyn-associated substrate
Synonyms:	Embryonal Fyn-associated substrate (hEFS) Cas scaffolding protein family member 3 EFS CASS3
Observed MW:	80-90 kDa
Uniprot ID :	O43281

Application

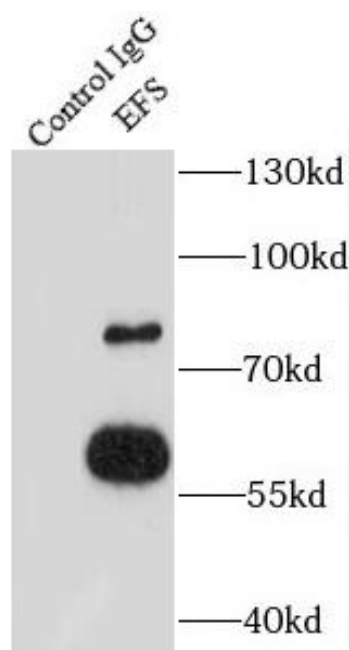
Reactivity:	Human, Mouse, Rat
Tested Application:	ELISA, WB, IF, IHC, IP
Recommended dilution:	WB: 1:500-1:2000; IP: 1:200-1:1000; IHC: 1:50-1:500; IF: 1:10-1:100
Image:	



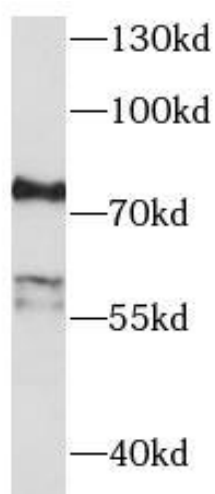
Immunohistochemistry of paraffin-embedded human spleen using FNab02662(EFS antibody) at dilution of 1:100



Immunofluorescent analysis of HepG2 cells, using FNab02662(EFS antibody) at 1:25 dilution and Rhodamine-labeled goat anti-rabbit IgG (red).



IP Result of anti-EFS (IP:FNab02662, 4ug; Detection:FNab02662 1:300) with mouse thymus tissue lysate 3200ug.



mouse thymus tissue were subjected to SDS PAGE followed by western blot with FNab02662(EFS antibody) at dilution of 1:500