

## EAF1 antibody

### Product Information

Catalog No.:	FNab02608
Size:	100µg
Form:	liquid
Purification:	Immunogen affinity purified
Purity:	≥95% as determined by SDS-PAGE
Host:	Rabbit
Clonality:	polyclonal
Clone ID:	None
IsoType:	IgG
Storage:	PBS with 0.02% sodium azide and 50% glycerol pH 7.3, -20°C for 12 months(Avoid repeated freeze / thaw cycles.)

### Background

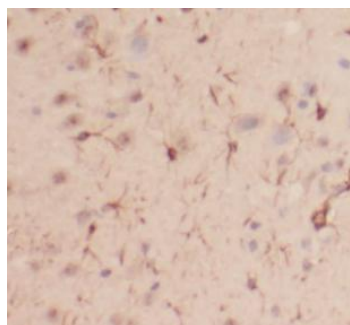
Acts as a transcriptional transactivator of ELL and ELL2 elongation activities.

### Immunogen information

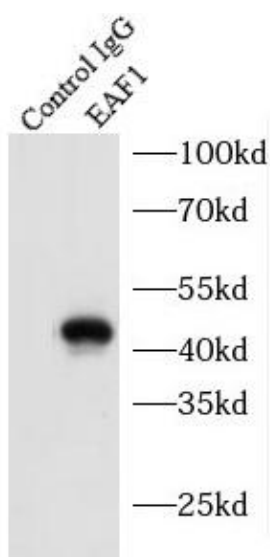
Immunogen:	ELL associated factor 1
Synonyms:	ELL-associated factor 1 EAF1
Observed MW:	43 kDa
Uniprot ID :	Q96JC9

### Application

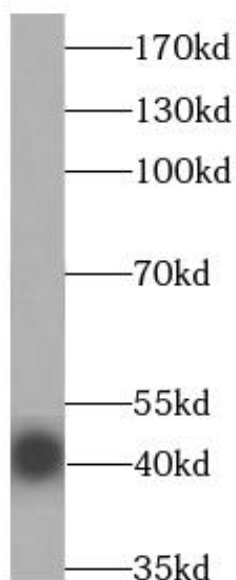
Reactivity:	Human, Mouse, Rat
Tested Application:	ELISA, WB, IP, IF, IHC
Recommended dilution:	WB: 1:500-1:1000; IP: 1:500-1:1000; IHC: 1:50-1:500; IF: 1:20-1:200
Image:	



Immunohistochemistry of paraffin-embedded human brain tissue slide using FNab02608( EAF1 antibody) at dilution of 1:200



IP Result of anti-EAF1 (IP:FNab02608, 4ug; Detection:FNab02608 1:500) with HeLa cells lysate 1200ug.



K-562 cells were subjected to SDS PAGE followed by western blot with FNab02608(EAF1 antibody) at dilution of 1:500