

DYNLT1 antibody

Product Information

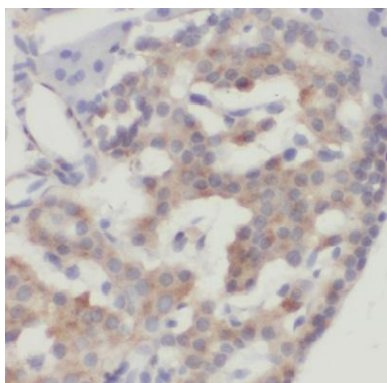
| | |
|---------------|--|
| Catalog No.: | FNab02590 |
| Size: | 100µg |
| Form: | liquid |
| Purification: | Immunogen affinity purified |
| Purity: | ≥95% as determined by SDS-PAGE |
| Host: | Rabbit |
| Clonality: | polyclonal |
| Clone ID: | None |
| IsoType: | IgG |
| Storage: | PBS with 0.02% sodium azide and 50% glycerol pH 7.3, -20°C for 12 months(Avoid repeated freeze / thaw cycles.) |

Immunogen information


| | |
|--------------|---|
| Immunogen: | dynein, light chain, Tctex-type 1 |
| Synonyms: | Dynein light chain Tctex-type 1 Protein CW-1 T-complex testis-specific protein 1 homolog DYNLT1 TCTEL1 TCTEX-1 TCTEX1 |
| Observed MW: | 12 kDa |
| Uniprot ID : | P63172 |

Application


| | |
|-----------------------|---|
| Reactivity: | Human, Mouse, Rat |
| Tested Application: | ELISA, WB, IHC, IP |
| Recommended dilution: | WB: 1:500-1:2000; IP: 1:200-1:1000; IHC: 1:20-1:200 |
| Image: | |



Immunohistochemistry of paraffin-embedded human pancreas using FNab02590(DYNLT1 antibody) at dilution of 1:50



IP Result of anti-DYNLT1 (IP:FNab02590, 4ug; Detection:FNab02590 1:300) with mouse skeletal muscle tissue lysate 3600ug.



human brain tissue were subjected to SDS PAGE followed by western blot with FNab02590(DYNLT1 antibody) at dilution of 1:500