

## DCTN2 antibody

### Product Information

Catalog No.:	FNab02577
Size:	100µg
Form:	liquid
Purification:	Immunogen affinity purified
Purity:	≥95% as determined by SDS-PAGE
Host:	Rabbit
Clonality:	polyclonal
Clone ID:	None
IsoType:	IgG
Storage:	PBS with 0.02% sodium azide and 50% glycerol pH 7.3, -20°C for 12 months(Avoid repeated freeze / thaw cycles.)

### Background

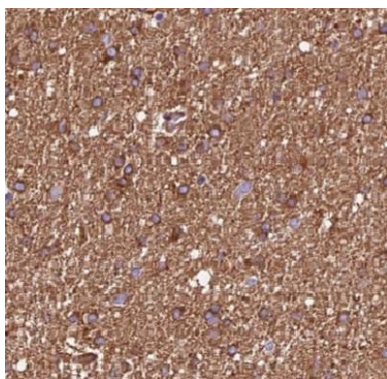
None

### Immunogen information


Immunogen:	dynactin 2(p50)
Synonyms:	Dynactin subunit 2 50 kDa dynein-associated polypeptide Dynactin complex 50 kDa subunit (DCTN-50) p50 dynamitin DCTN2 DCTN50
Observed MW:	50 kDa
Uniprot ID :	Q13561

### Application


Reactivity:	Human, Mouse
Tested Application:	ELISA, WB, IHC, IP
Recommended dilution:	WB: 1:500-1:2000; IP: 1:200-1:1000; IHC: 1:20-1:200
Image:	



Immunohistochemistry of paraffin-embedded human gliomas using FNab02577(dynactin-2 antibody) at dilution of 1:50



IP Result of anti-Dynactin (IP:FNab02577, 3ug; Detection:FNab02577 1:800) with mouse brain tissue lysate 4000ug.



mouse testis tissue were subjected to SDS PAGE followed by western blot with FNab02577(dynactin-2 antibody) at dilution of 1:800