

## DES antibody

### Product Information

Catalog No.:	FNab02340
Size:	100µg
Form:	liquid
Purification:	Immunogen affinity purified
Purity:	≥95% as determined by SDS-PAGE
Host:	Rabbit
Clonality:	polyclonal
Clone ID:	None
IsoType:	IgG
Storage:	PBS with 0.02% sodium azide and 50% glycerol pH 7.3, -20°C for 12 months(Avoid repeated freeze / thaw cycles.)

### Background

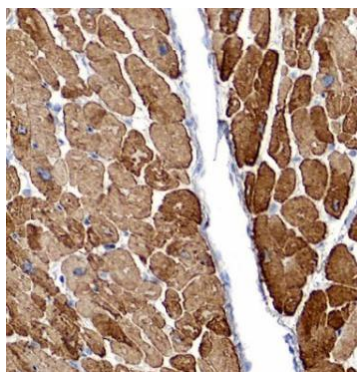
Desmin is the main intermediate filament protein in skeletal and cardiac muscle cells and is essential for both the structural integrity and the survival of muscle cells. As an abundant muscle-specific protein, desmin has been widely used as a marker of muscle derived tumors. Anti-desmin is also valuable in the differential diagnosis of tumors of uncertain origin.

### Immunogen information

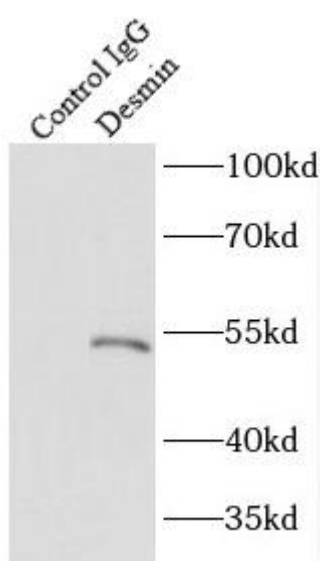
Immunogen:	desmin
Synonyms:	Desmin DES
Observed MW:	50-55 kDa
Uniprot ID :	P17661

### Application

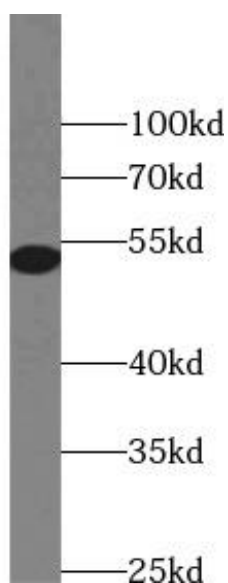
Reactivity:	Human, Mouse, Rat
Tested Application:	ELISA, WB, IF, IHC, IP
Recommended dilution:	WB: 1:1000-1:4000; IP: 1:1000-1:6000; IHC: 1:50-1:500; IF: 1:20-1:200
Image:	



Immunohistochemistry of paraffin-embedded human heart tissue slide using FNab02340(DES Antibody) at dilution of 1:50



IP Result of anti-Desmin (IP:FNab02340, 4ug; Detection:FNab02340 1:3000) with mouse heart tissue lysate 8000ug.



mouse heart tissue were subjected to SDS PAGE followed by western blot with FNab02340(DES Antibody) at dilution of 1:600