

DCT antibody

Product Information

Catalog No.:	FNab02272
Size:	100µg
Form:	liquid
Purification:	Immunogen affinity purified
Purity:	≥95% as determined by SDS-PAGE
Host:	Rabbit
Clonality:	polyclonal
Clone ID:	None
IsoType:	IgG
Storage:	PBS with 0.02% sodium azide and 50% glycerol pH 7.3, -20°C for 12 months(Avoid repeated freeze / thaw cycles.)

Background

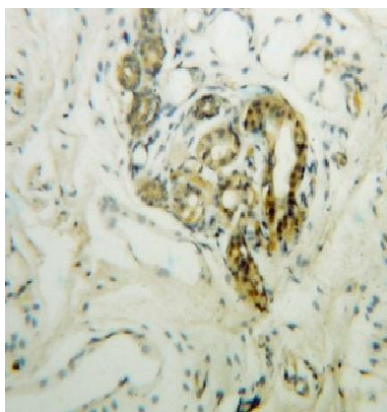
Catalyzes the conversion of L-dopachrome into 5,6-dihydroxyindole-2-carboxylic acid(DHICA)(PubMed:8306979). Involved in regulating eumelanin and phaeomelanin levels.

Immunogen information

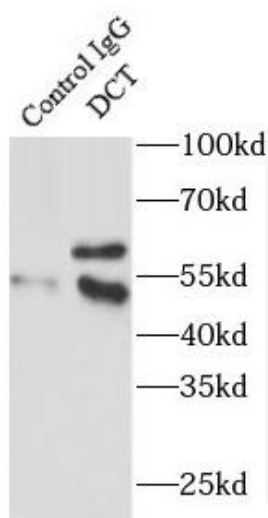
Immunogen:	dopachrome tautomerase(dopachrome delta-isomerase, tyrosine-related protein 2)
Synonyms:	L-dopachrome tautomerase (DCT, DT) L-dopachrome Delta-isomerase Tyrosinase-related protein 2 (TRP-2, TRP2) DCT TYRP2
Observed MW:	59 kDa
Uniprot ID :	P40126

Application


Reactivity:	Human, Mouse, Rat, Monkey
Tested Application:	ELISA, IHC, WB, IP
Recommended dilution:	WB: 1:500-1:2000; IP: 1:200-1:1000; IHC: 1:20-1:200
Image:	



Immunohistochemistry of paraffin-embedded human skin using FNab02272(DCT antibody) at dilution of 1:100



IP Result of anti-DCT (IP:FNab02272, 4ug; Detection:FNab02272 1:500) with HL-60 cells lysate 4000ug.



HL-60 cells were subjected to SDS PAGE followed by western blot with FNab02272(DCT antibody) at dilution of 1:1000