

## KRT7-specific antibody

### Product Information

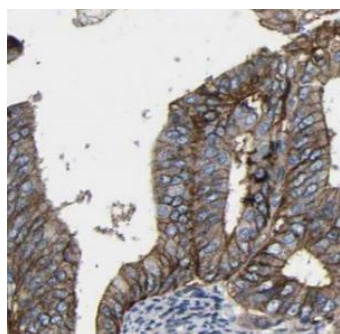
Catalog No.:	FNab02219
Size:	100µg
Form:	liquid
Purification:	Immunogen affinity purified
Purity:	≥95% as determined by SDS-PAGE
Host:	Rabbit
Clonality:	polyclonal
Clone ID:	None
IsoType:	IgG
Storage:	PBS with 0.02% sodium azide and 50% glycerol pH 7.3, -20°C for 12 months(Avoid repeated freeze / thaw cycles.)

### Immunogen information

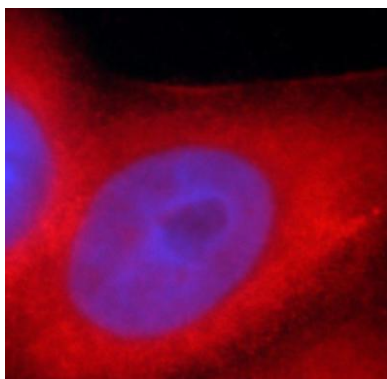
Immunogen:	keratin 7
Synonyms:	Keratin, type II cytoskeletal 7 Cytokeratin-7 (CK-7) Keratin-7 (K7) Sarcolectin Type-II keratin Kb7 KRT7 SCL
Observed MW:	54 kDa
Uniprot ID :	P08729

### Application


Reactivity:	Human, Mouse
Tested Application:	ELISA, WB, IHC, IP, IF
Recommended dilution:	WB: 1:500-1:2000; IP: 1:500-1:2000; IHC: 1:20-1:500; IF: 1:20-1:500
Image:	




Immunohistochemistry of paraffin-embedded human ovary tumor using FNab02219(KRT7-specific antibody) at dilution of 1:100



Immunofluorescent analysis of HeLa cells, using FNab02219(KRT7-specific antibody) at 1:25 dilution and Rhodamine-labeled goat anti-rabbit IgG (red).



IP Result of anti-Cytokeratin 7-specific (IP:FNab02219, 4ug; Detection:FNab02219 1:1000) with HepG2 cells lysate 3600ug.



mouse liver tissue were subjected to SDS PAGE followed by western blot with FNab02219(KRT7-specific antibody) at dilution of 1:500