

KRT17-Specific antibody

Product Information

Catalog No.:	FNab02203
Size:	100µg
Form:	liquid
Purification:	Immunogen affinity purified
Purity:	≥95% as determined by SDS-PAGE
Host:	Rabbit
Clonality:	polyclonal
Clone ID:	None
IsoType:	IgG
Storage:	PBS with 0.02% sodium azide and 50% glycerol pH 7.3, -20°C for 12 months(Avoid repeated freeze / thaw cycles.)

Background

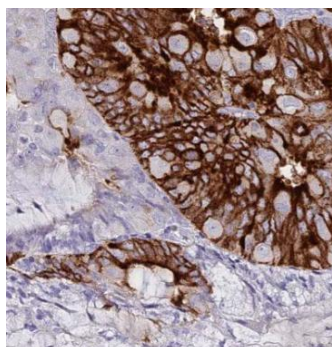
None

Immunogen information

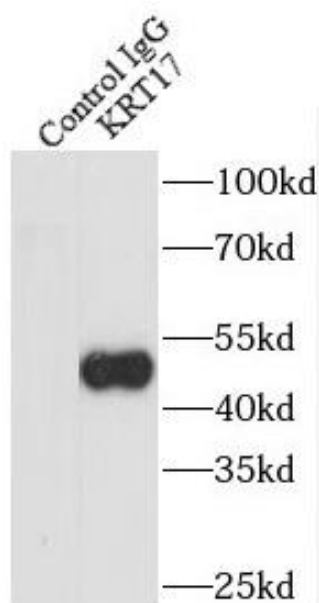
Immunogen:	keratin 17
Synonyms:	Keratin, type I cytoskeletal 17 39.1 Cytokeratin-17 (CK-17) Keratin-17 (K17) KRT17
Observed MW:	48 kDa
Uniprot ID :	Q04695

Application


Reactivity:	Human, Mouse, Rat
Tested Application:	ELISA, WB, IHC, IF, IP
Recommended dilution:	WB: 1:500-1:2000; IP: 1:500-1:2000; IHC: 1:50-1:500; IF: 1:50-1:500
Image:	



Immunohistochemistry of paraffin-embedded human cervical cancer tissue slide using FNab02203(KRT17-Specific Antibody) at dilution of 1:200



IP Result of anti-Cytokeratin 17-Specific (IP:FNab02203, 4ug; Detection:FNab02203 1:1000) with A431 cells lysate 1200ug.



A431 cells were subjected to SDS PAGE followed by western blot with FNab02203(KRT17-Specific Antibody) at dilution of 1:1000