

CST3 antibody

Product Information

Catalog No.:	FNab02181
Size:	100µg
Form:	liquid
Purification:	Immunogen affinity purified
Purity:	≥95% as determined by SDS-PAGE
Host:	Rabbit
Clonality:	polyclonal
Clone ID:	None
IsoType:	IgG
Storage:	PBS with 0.02% sodium azide and 50% glycerol pH 7.3, -20°C for 12 months(Avoid repeated freeze / thaw cycles.)

Background

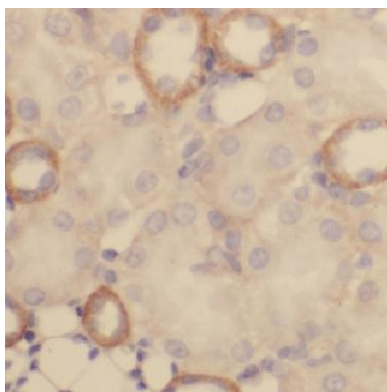
None

Immunogen information

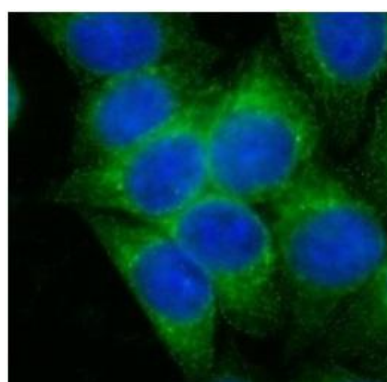
Immunogen:	cystatin C
Synonyms:	Cystatin-C Cystatin-3 Gamma-trace Neuroendocrine basic polypeptide Post-gamma-globulin CST3
Observed MW:	15 kDa
Uniprot ID :	P01034

Application


Reactivity:	Human, Mouse
Tested Application:	ELISA, WB, IHC, IF
Recommended dilution:	WB: 1:500-1:2000; IHC: 1:50-1:200; IF: 1:20-1:200
Image:	



Immunohistochemistry of paraffin-embedded human kidney tissue slide using FNab02181 (Cystatin C Antibody) at dilution of 1:200



Immunofluorescent analysis of HeLa cells using FNab02181 (Cystatin C antibody) at dilution of 1:50 and Alexa Fluor 488-conjugated Goat Anti-Rabbit IgG(H+L)



A549 cells were subjected to SDS PAGE followed by western blot with FNab02181 (CST3 antibody) at dilution of 1:1000