

CYP26B1 antibody

Product Information

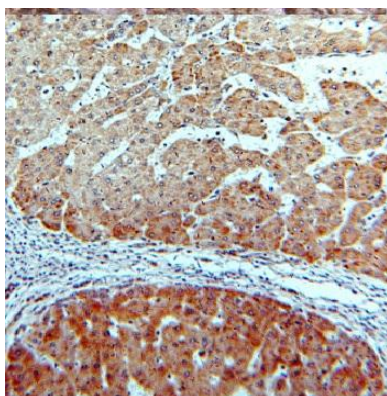
Catalog No.:	FNab02152
Size:	100µg
Form:	liquid
Purification:	Immunogen affinity purified
Purity:	≥95% as determined by SDS-PAGE
Host:	Rabbit
Clonality:	polyclonal
Clone ID:	None
IsoType:	IgG
Storage:	PBS with 0.02% sodium azide and 50% glycerol pH 7.3, -20°C for 12 months(Avoid repeated freeze / thaw cycles.)

Immunogen information

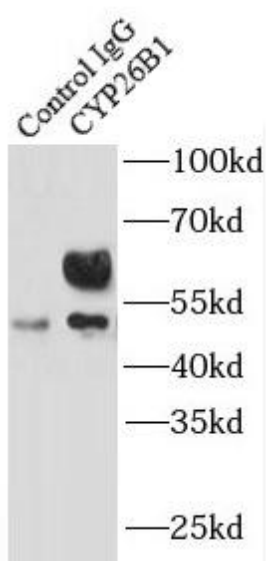
Immunogen:	cytochrome P450, family 26, subfamily B, polypeptide 1
Synonyms:	Cytochrome P450 26B1 Cytochrome P450 26A2 Cytochrome P450 retinoic acid-inactivating 2 (Cytochrome P450RAI-2) Retinoic acid-metabolizing cytochrome CYP26B1 CYP26A2 P450RAI2
Observed MW:	58-60 kDa
Uniprot ID :	Q9NR63

Application


Reactivity:	Human, Mouse, Rat
Tested Application:	ELISA, WB, IHC, IF, IP
Recommended dilution:	WB: 1:500-1:2000; IP: 1:200-1:1000; IHC: 1:20-1:200; IF: 1:20-1:200
Image:	



Immunohistochemistry of paraffin-embedded human hepatocirrhosis using FNab02152(CYP26B1 antibody) at dilution of 1:50



IP Result of anti-CYP26B1 (IP:FNab02152, 4ug; Detection:FNab02152 1:500) with L02 cells lysate 2400ug.



human brain tissue were subjected to SDS PAGE followed by western blot with FNab02152(CYP26B1 antibody) at dilution of 1:500