

CCNH1 antibody

Product Information

Catalog No.:	FNab02130
Size:	100µg
Form:	liquid
Purification:	Immunogen affinity purified
Purity:	≥95% as determined by SDS-PAGE
Host:	Rabbit
Clonality:	polyclonal
Clone ID:	None
IsoType:	IgG
Storage:	PBS with 0.02% sodium azide and 50% glycerol pH 7.3, -20°C for 12 months(Avoid repeated freeze / thaw cycles.)

Background

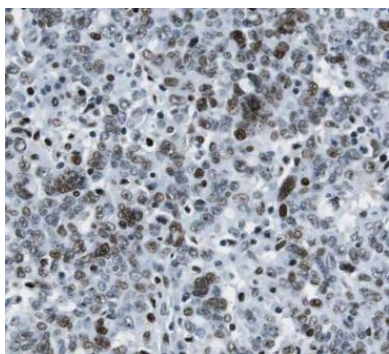
None

Immunogen information

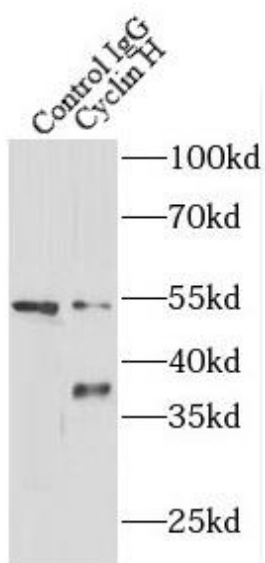
Immunogen:	cyclin H
Synonyms:	Cyclin-H1 (Cyclin-H) CCNH1 CCNH MO15-associated protein
Observed MW:	38 kDa
Uniprot ID :	P51946

Application

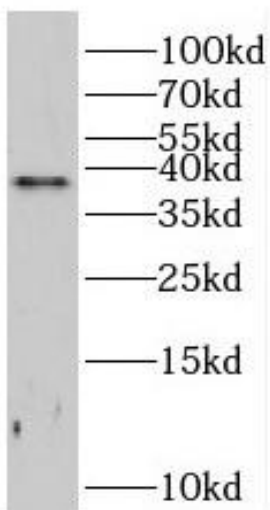
Reactivity:	Human, Mouse, Rat
Tested Application:	ELISA, WB, IHC, IF, FC, IP
Recommended dilution:	WB: 1:500-1:2000; IP: 1:200-1:1000; IHC: 1:20-1:200; IF: 1:20-1:200
Image:	



Immunohistochemistry of paraffin-embedded human ovary tumor using FNaB02130(CCNH antibody) at dilution of 1:100



IP Result of anti-Cyclin H (IP:FNaB02130, 4ug; Detection:FNaB02130 1:1000) with HeLa cells lysate 1200ug.



A375 cells were subjected to SDS PAGE followed by western blot with FNaB02130(CCNH antibody) at dilution of 1:1000