

## CYB5B antibody

### Product Information

Catalog No.:	FNab02114
Size:	100µg
Form:	liquid
Purification:	Immunogen affinity purified
Purity:	≥95% as determined by SDS-PAGE
Host:	Rabbit
Clonality:	polyclonal
Clone ID:	None
IsoType:	IgG
Storage:	PBS with 0.02% sodium azide and 50% glycerol pH 7.3, -20°C for 12 months(Avoid repeated freeze / thaw cycles.)

### Background

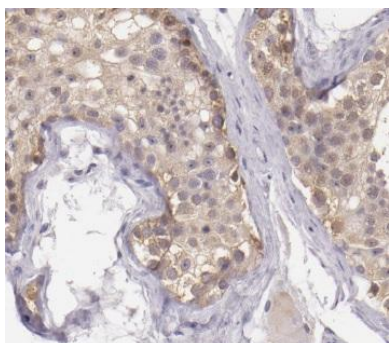
Cytochrome b5 is a membrane bound hemoprotein which function as an electron carrier for several membrane bound oxygenases.

### Immunogen information

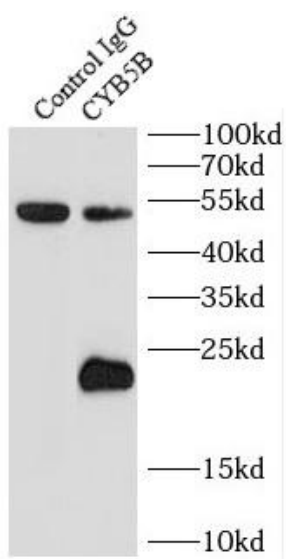
Immunogen:	cytochrome b5 type B(outer mitochondrial membrane)
Synonyms:	Cytochrome b5 type B Cytochrome b5 outer mitochondrial membrane isoform CYB5B CYB5M OMB5
Observed MW:	20-21 kDa
Uniprot ID :	O43169

### Application

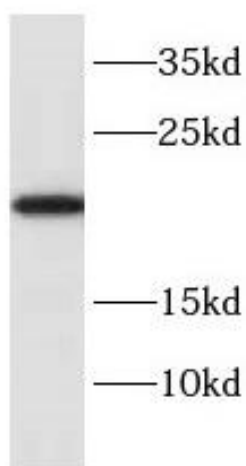
Reactivity:	Human, Mouse, Rat
Tested Application:	ELISA, WB, IHC, IP
Recommended dilution:	WB: 1:500-1:2000; IP: 1:200-1:1000; IHC: 1:20-1:200
Image:	



Immunohistochemistry of paraffin-embedded human testis using FNab02114(CYB5B antibody) at dilution of 1:100



IP Result of anti-CYB5B (IP:FNab02114, 3ug; Detection:FNab02114 1:500) with mouse lung tissue lysate 4000ug.



mouse lung tissue were subjected to SDS PAGE followed by western blot with FNab02114(CYB5B antibody) at dilution of 1:500