

CSK antibody

Product Information

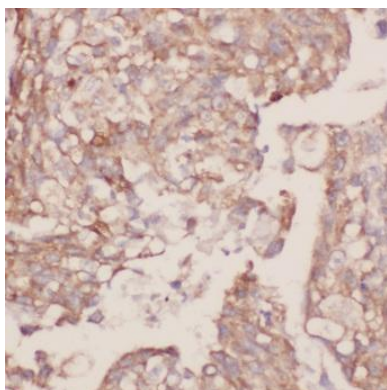
Catalog No.:	FNab02016
Size:	100µg
Form:	liquid
Purification:	Immunogen affinity purified
Purity:	≥95% as determined by SDS-PAGE
Host:	Rabbit
Clonality:	polyclonal
Clone ID:	None
IsoType:	IgG
Storage:	PBS with 0.02% sodium azide and 50% glycerol pH 7.3, -20°C for 12 months(Avoid repeated freeze / thaw cycles.)

Immunogen information

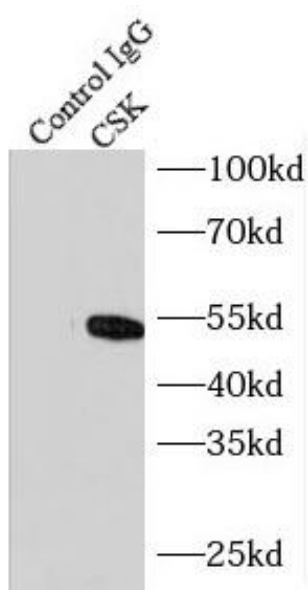
Immunogen:	c-src tyrosine kinase
Synonyms:	Tyrosine-protein kinase CSK C-Src kinase Protein-tyrosine kinase CYL CSK
Observed MW:	50 kDa
Uniprot ID :	P41240

Application


Reactivity:	Human
Tested Application:	ELISA, WB, IHC, IF, IP
Recommended dilution:	WB: 1:500-1:2000; IP: 1:200-1:1000; IHC: 1:20-1:200; IF: 1:20-1:200
Image:	



Immunohistochemistry of paraffin-embedded human lung using FNab02016(CSK antibody) at dilution of 1:200



IP Result of anti-CSK (IP:FNab02016, 4ug; Detection:FNab02016 1:800) with HL-60 cells lysate 1000ug.



HL-60 cells were subjected to SDS PAGE followed by western blot with FNab02016(CSK antibody) at dilution of 1:800