

CCP110 antibody

Product Information

Catalog No.:	FNab01915
Size:	100µg
Form:	liquid
Purification:	Immunogen affinity purified
Purity:	≥95% as determined by SDS-PAGE
Host:	Rabbit
Clonality:	polyclonal
Clone ID:	None
IsoType:	IgG
Storage:	PBS with 0.02% sodium azide and 50% glycerol pH 7.3, -20°C for 12 months(Avoid repeated freeze / thaw cycles.)

Background

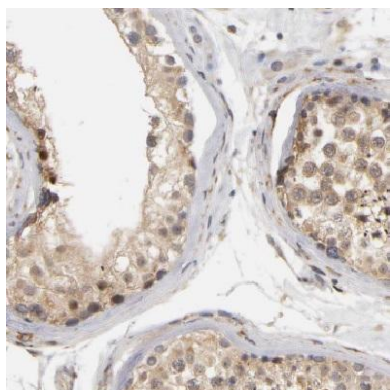
None

Immunogen information

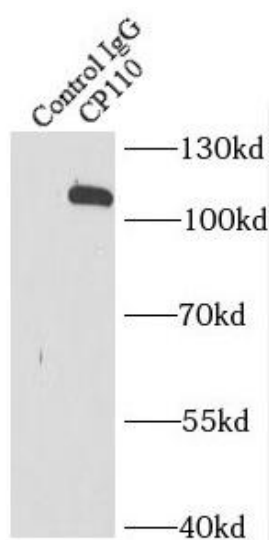
Immunogen:	CP110 protein
Synonyms:	Centriolar coiled-coil protein of 110 kDa Centrosomal protein of 110 kDa (CP110, Cep110) CCP110 CEP110 CP110 KIAA0419
Observed MW:	113 kDa
Uniprot ID :	O43303

Application


Reactivity:	Human, Mouse, Rat
Tested Application:	ELISA, WB, IHC, IF, IP, FC
Recommended dilution:	WB: 1:500-1:2000; IP: 1:200-1:1000; IHC: 1:20-1:200; IF: 1:20-1:200
Image:	



Immunohistochemistry of paraffin-embedded human testis tissue slide using FNab01915(CP110 Antibody) at dilution of 1:200



IP Result of anti-CP110 (IP:FNab01915, 3ug; Detection:FNab01915 1:1000) with HeLa cells lysate 3000ug.



HeLa cells were subjected to SDS PAGE followed by western blot with FNab01915(CP110 antibody) at dilution of 1:400