

## COX5A antibody

### Product Information

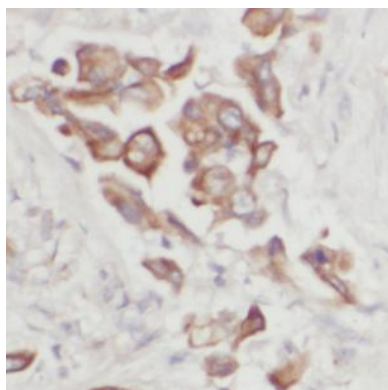
Catalog No.:	FNab01900
Size:	100µg
Form:	liquid
Purification:	Immunogen affinity purified
Purity:	≥95% as determined by SDS-PAGE
Host:	Rabbit
Clonality:	polyclonal
Clone ID:	None
IsoType:	IgG
Storage:	PBS with 0.02% sodium azide and 50% glycerol pH 7.3, -20°C for 12 months (Avoid repeated freeze / thaw cycles.)

### Immunogen information

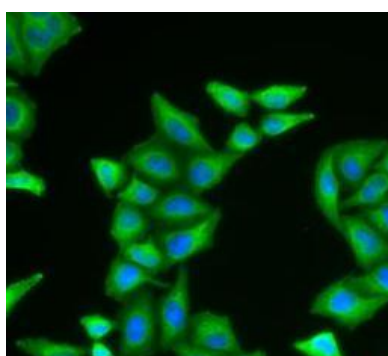
Immunogen:	cytochrome c oxidase subunit Va
Synonyms:	Cytochrome c oxidase subunit 5A, mitochondrial Cytochrome c oxidase polypeptide Va COX5A
Observed MW:	15 kDa
Uniprot ID :	P20674

### Application

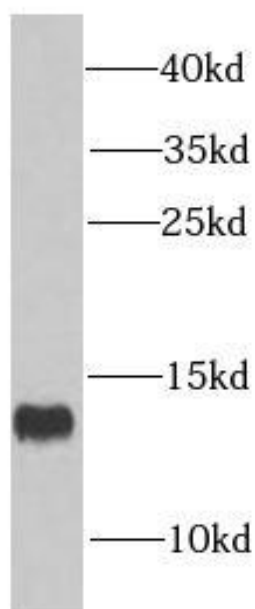
Reactivity:	Human, Mouse, Rat
Tested Application:	ELISA, IHC, WB, IF
Recommended dilution:	WB: 1:500 - 1:2000; IHC: 1:50 - 1:100; IF: 1:10 - 1:100
Image:	



Immunohistochemistry of paraffin-embedded human lung cancer tissue slide using FNab01900( COX5A Antibody) at dilution of 1:100



Immunofluorescence analysis of HeLa cells using FNab01900( COX5A antibody) at dilution of 1:50



mouse brain tissue were subjected to SDS PAGE followed by western blot with FNab01900( COX5A Antibody) at dilution of 1:1000