

## COQ9 antibody

### Product Information

Catalog No.:	FNab01881
Size:	100µg
Form:	liquid
Purification:	Immunogen affinity purified
Purity:	≥95% as determined by SDS-PAGE
Host:	Rabbit
Clonality:	polyclonal
Clone ID:	None
IsoType:	IgG
Storage:	PBS with 0.02% sodium azide and 50% glycerol pH 7.3, -20°C for 12 months(Avoid repeated freeze / thaw cycles.)

### Background

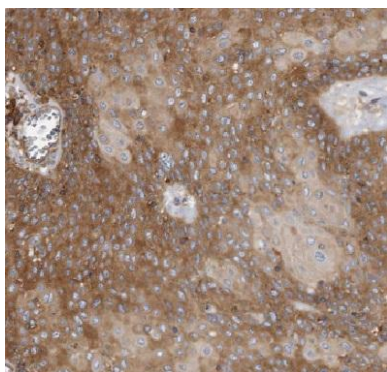
Lipid-binding protein involved in the biosynthesis of coenzyme Q, also named ubiquinone, an essential lipid-soluble electron transporter for aerobic cellular respiration. Binds a phospholipid of at least 10 carbons in each acyl group. May be required to present its bound-lipid to COQ7.

### Immunogen information


Immunogen:	coenzyme Q9 homolog
Synonyms:	Ubiquinone biosynthesis protein COQ9, mitochondrial COQ9 C16orf49
Observed MW:	36 kDa
Uniprot ID :	O75208

### Application

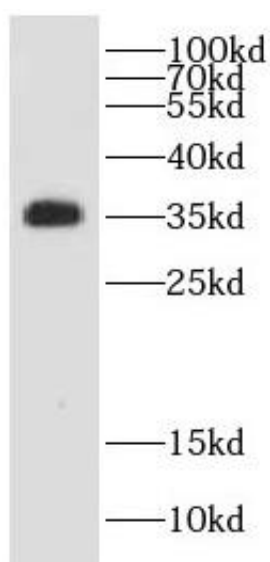
Reactivity:	Human, Rat
Tested Application:	ELISA, WB, IHC, IF, IP
Recommended dilution:	WB: 1:500-1:2000; IP: 1:200-1:1000; IHC: 1:20-1:200; IF: 1:20-1:200
Image:	



Immunohistochemistry of paraffin-embedded human cervical cancer using FNab01881(COQ9 antibody) at dilution of 1:100



IP Result of anti-COQ9 (IP:FNab01881, 3ug; Detection:FNab01881 1:500) with HeLa cells lysate 1840ug.



human kidney tissue were subjected to SDS PAGE followed by western blot with FNab01881(COQ9 antibody) at dilution of 1:500