

COPS4 antibody

Product Information

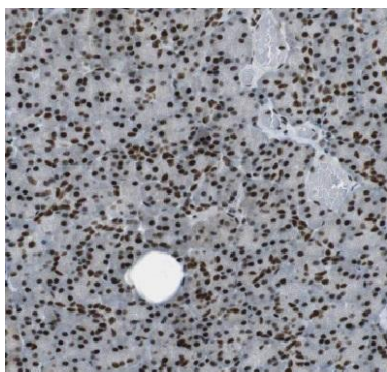
Catalog No.:	FNab01872
Size:	100µg
Form:	liquid
Purification:	Immunogen affinity purified
Purity:	≥95% as determined by SDS-PAGE
Host:	Rabbit
Clonality:	polyclonal
Clone ID:	None
IsoType:	IgG
Storage:	PBS with 0.02% sodium azide and 50% glycerol pH 7.3, -20°C for 12 months(Avoid repeated freeze / thaw cycles.)

Immunogen information

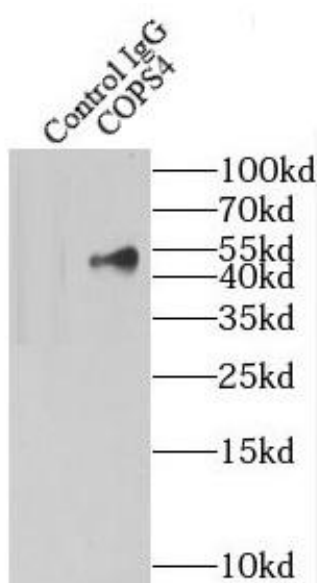
Immunogen:	COP9 constitutive photomorphogenic homolog subunit 4(Arabidopsis)
Synonyms:	COP9 signalosome complex subunit 4 (SGN4, Signalosome subunit 4) JAB1-containing signalosome subunit 4 COPS4 CSN4
Observed MW:	40;46 kDa
Uniprot ID :	Q9BT78

Application

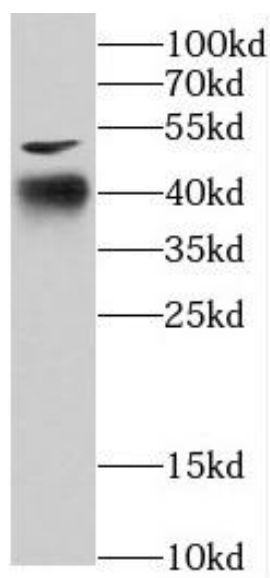
Reactivity:	Human, Mouse, Rat
Tested Application:	ELISA, WB, IHC, IP
Recommended dilution:	WB: 1:500-1:2000; IP: 1:200-1:1000; IHC: 1:20-1:200
Image:	



Immunohistochemistry of paraffin-embedded human pancreas tissue slide using FNab01872(COPS4 Antibody) at dilution of 1:50



IP Result of anti-COPS4 (IP:FNab01872, 4ug; Detection:FNab01872 1:300) with PC-3 cells lysate 1800ug.



A2780 cells were subjected to SDS PAGE followed by western blot with FNab01872(COPS4 antibody) at dilution of 1:500