

COPS2 antibody

Product Information

Catalog No.:	FNab01870
Size:	100µg
Form:	liquid
Purification:	Immunogen affinity purified
Purity:	≥95% as determined by SDS-PAGE
Host:	Rabbit
Clonality:	polyclonal
Clone ID:	None
IsoType:	IgG
Storage:	PBS with 0.02% sodium azide and 50% glycerol pH 7.3, -20°C for 12 months(Avoid repeated freeze / thaw cycles.)

Background

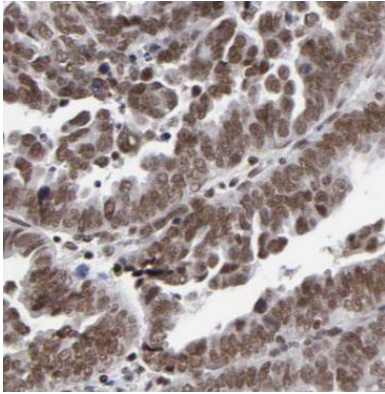
None

Immunogen information

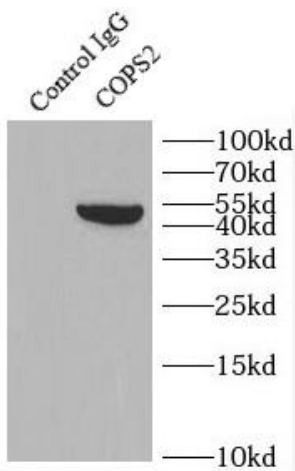
Immunogen:	COP9 constitutive photomorphogenic homolog subunit 2(Arabidopsis)
Synonyms:	COP9 signalosome complex subunit 2 (SGN2, Signalosome subunit 2) Alien homolog JAB1-containing signalosome subunit 2 Thyroid receptor-interacting protein 15 (TR-interacting protein 15, TRIP-15) COPS2 CSN2 TRIP15
Observed MW:	52 kDa
Uniprot ID :	P61201

Application

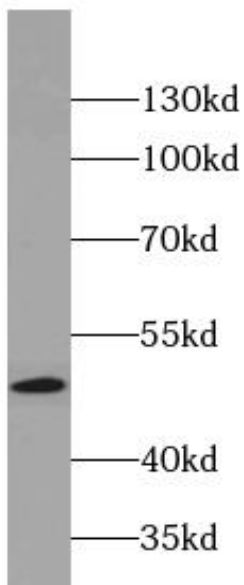
Reactivity:	Human, Mouse
Tested Application:	ELISA, IHC, IF, IP, WB
Recommended dilution:	WB: 1:500-1:1000; IP: 1:500-1:1000; IHC: 1:50-1:500; IF: 1:10-1:100
Image:	



Immunohistochemistry of paraffin-embedded human ovary tumor using FNab01870(COPS2 antibody) at dilution of 1:50



IP Result of anti-COPS2/TRIP15 (IP:FNab01870, 3ug; Detection:FNab01870 1:500) with NIH/3T3 cells lysate 2500ug.



HeLa cells were subjected to SDS PAGE followed by western blot with FNab01870(COPS2 Antibody) at dilution of 1:600