

## BIRC3 antibody

### Product Information

Catalog No.:	FNab01706
Size:	100µg
Form:	liquid
Purification:	Immunogen affinity purified
Purity:	≥95% as determined by SDS-PAGE
Host:	Rabbit
Clonality:	polyclonal
Clone ID:	None
IsoType:	IgG
Storage:	PBS with 0.02% sodium azide and 50% glycerol pH 7.3, -20°C for 12 months(Avoid repeated freeze / thaw cycles.)

### Background

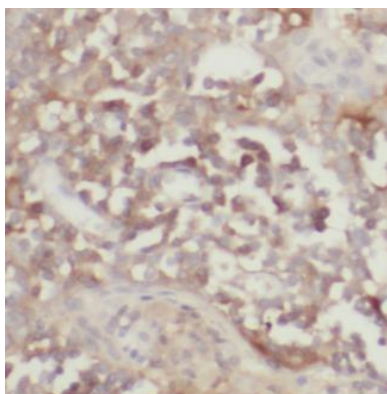
None

### Immunogen information

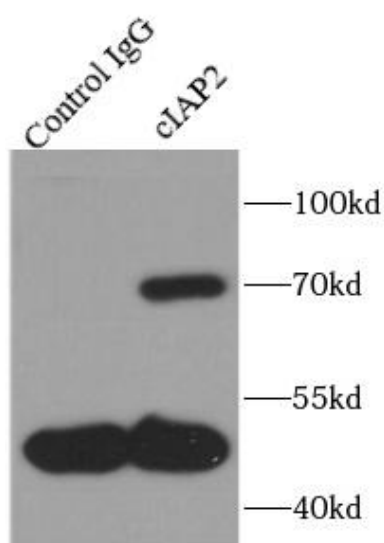
Immunogen:	baculoviral IAP repeat-containing 3
Synonyms:	Baculoviral IAP repeat-containing protein 3 Apoptosis inhibitor 2 (API2) Cellular inhibitor of apoptosis 2 (C-IAP2) IAP homolog C Inhibitor of apoptosis protein 1 (hIAP-1, hIAP1) RING finger protein 49 RING-type E3 ubiquitin transferase BIRC3 TNFR2-TRAF-signaling complex protein 1 BIRC3 API2 MIHC RNF49
Observed MW:	68 kDa
Uniprot ID :	Q13489

### Application

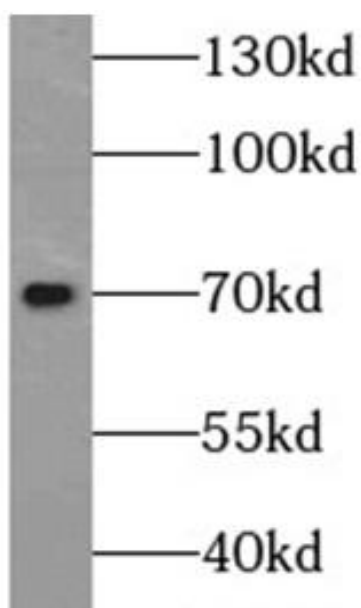
Reactivity:	Human
Tested Application:	ELISA, WB, IHC, IP
Recommended dilution:	WB: 1:500-1:2000; IP: 1:500-1:2000; IHC: 1:50-1:500
Image:	



Immunohistochemistry of paraffin-embedded human tonsillitis tissue slide using FNab01706(BIRC3 Antibody) at dilution of 1:100



IP Result of anti-cIAP2 (IP: FNab01706, 4ug; Detection: FNab01706 1:1000) with Daudi cells lysate 2000ug.



U-937 cells were subjected to SDS PAGE followed by western blot with FNab01706(BIRC3 Antibody) at dilution of 1:1000