

## CHCHD4 antibody

### Product Information

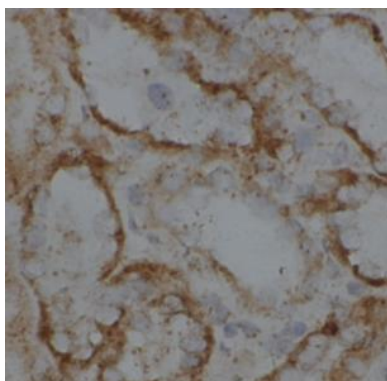
Catalog No.:	FNab01637
Size:	100µg
Form:	liquid
Purification:	Immunogen affinity purified
Purity:	≥95% as determined by SDS-PAGE
Host:	Rabbit
Clonality:	polyclonal
Clone ID:	None
IsoType:	IgG
Storage:	PBS with 0.02% sodium azide and 50% glycerol pH 7.3, -20°C for 12 months(Avoid repeated freeze / thaw cycles.)

### Immunogen information

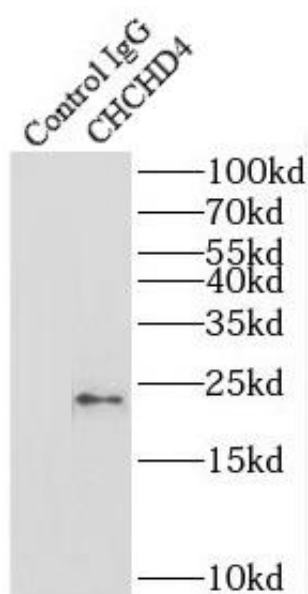
Immunogen:	coiled-coil-helix-coiled-coil-helix domain containing 4
Synonyms:	Mitochondrial intermembrane space import and assembly protein 40 Coiled-coil-helix-coiled-coil-helix domain-containing protein 4 CHCHD4 MIA40
Observed MW:	22-25 kDa
Uniprot ID :	Q8N4Q1

### Application


Reactivity:	Human, Mouse, Rat
Tested Application:	ELISA, IHC, IF, WB, IP
Recommended dilution:	WB: 1:500-1:2000; IP: 1:200-1:1000; IHC: 1:20-1:200; IF: 1:20-1:200
Image:	



Immunohistochemistry of paraffin-embedded human kidney using FNab01637(CHCHD4 antibody) at dilution of 1:100



IP result of anti-CHCHD4(IP:FNab01637, 4ug; Detection:FNab01637 1:1000) with mouse brain tissue lysate 3200 ug



rat brain tissue were subjected to SDS PAGE followed by western blot with FNab01637(CHCHD4 Antibody) at dilution of 1:1500