

TSPYL2 antibody

Product Information

Catalog No.:	FNab01513
Size:	100µg
Form:	liquid
Purification:	Immunogen affinity purified
Purity:	≥95% as determined by SDS-PAGE
Host:	Rabbit
Clonality:	polyclonal
Clone ID:	None
IsoType:	IgG
Storage:	PBS with 0.02% sodium azide and 50% glycerol pH 7.3, -20°C for 12 months(Avoid repeated freeze / thaw cycles.)

Background

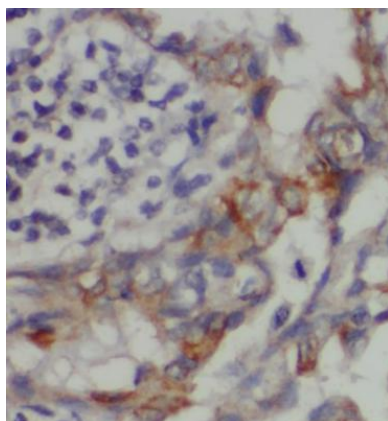
None

Immunogen information

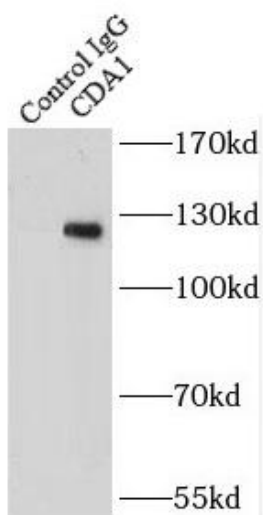
Immunogen:	TSPY-like 2
Synonyms:	Testis-specific Y-encoded-like protein 2 (TSPY-like protein 2) Cell division autoantigen 1 Cutaneous T-cell lymphoma-associated antigen se20-4 (CTCL-associated antigen se20-4) Differentially-expressed nucleolar TGF-beta1 target protein Nuclear protein of 79 kDa (NP79) TSPYL2 CDA1 DENTT TSPX
Observed MW:	120 kDa
Uniprot ID :	Q9H2G4

Application


Reactivity:	Human
Tested Application:	ELISA, IHC, IF, IP, WB
Recommended dilution:	WB: 1:500-1:2000; IP: 1:500-1:2000; IHC: 1:20-1:200; IF: 1:20-1:200
Image:	



Immunohistochemistry of paraffin-embedded human lung cancer using FNab01513(TSPYL2,TSPX,NP79 antibody) at dilution of 1:50



IP Result of anti-CDA1 (IP:FNab01513, 4ug; Detection:FNab01513 1:1000) with HEK-293 cells lysate 1000ug.



HeLa cells were subjected to SDS PAGE followed by western blot with FNab01513(TSPYL2,TSPX,NP79 antibody) at dilution of 1:1000