

## AGTPBP1 antibody

### Product Information

Catalog No.:	FNab01387
Size:	100µg
Form:	liquid
Purification:	Immunogen affinity purified
Purity:	≥95% as determined by SDS-PAGE
Host:	Rabbit
Clonality:	polyclonal
Clone ID:	None
IsoType:	IgG
Storage:	PBS with 0.02% sodium azide and 50% glycerol pH 7.3, -20°C for 12 months(Avoid repeated freeze / thaw cycles.)

### Background

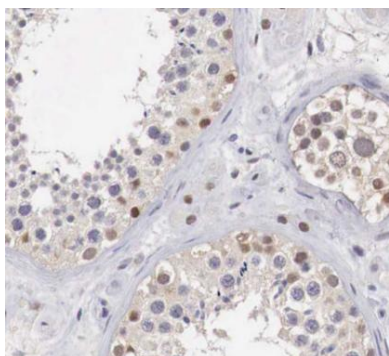
None

### Immunogen information

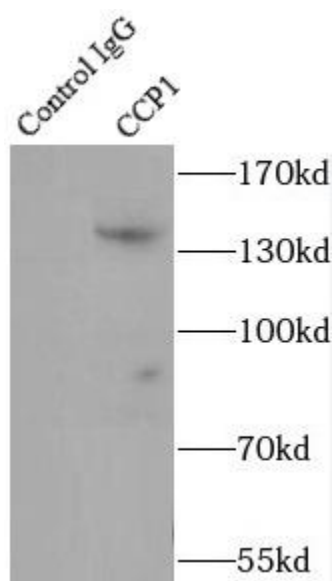
Immunogen:	ATP/GTP binding protein 1
Synonyms:	Cytosolic carboxypeptidase 1 ATP/GTP-binding protein 1 Nervous system nuclear protein induced by axotomy protein 1 homolog Protein deglutamylase CCP1 AGTPBP1 CCP1 KIAA1035 NNA1
Observed MW:	138 kDa
Uniprot ID :	Q9UPW5

### Application

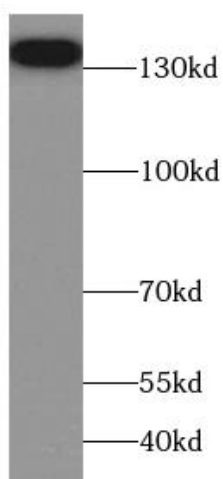
Reactivity:	Human, Mouse, Rat
Tested Application:	ELISA, IHC, WB, IP, IF
Recommended dilution:	WB: 1:500-1:3000; IHC: 1:50-1:500; IF: 1:10-1:100
Image:	



Immunohistochemistry of paraffin-embedded human testis tissue slide using FNab01387(CCP1 Antibody) at dilution of 1:200



IP Result of anti-CCP1 (IP:FNab01387, 3ug; Detection:FNab01387 1:1000) with mouse testis tissue lysate 10000ug.



mouse brain tissue were subjected to SDS PAGE followed by western blot with FNab01387(CCP1 Antibody) at dilution of 1:1500