

## CASP3 antibody

### Product Information

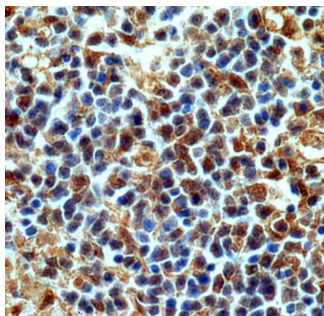
Catalog No.:	FNab01289
Size:	100µg
Form:	liquid
Purification:	Immunogen affinity purified
Purity:	≥95% as determined by SDS-PAGE
Host:	Rabbit
Clonality:	polyclonal
IsoType:	IgG
Storage:	PBS with 0.02% sodium azide and 50% glycerol pH 7.3, -20°C for 12 months(Avoid repeated freeze / thaw cycles.)

### Immunogen information

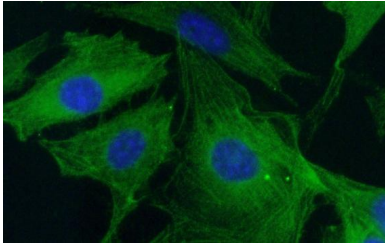
Immunogen:	caspase 3, apoptosis-related cysteine peptidase
Synonyms:	Caspase-3 (CASP-3) Apopain Cysteine protease CPP32 (CPP-32) Protein Yama SREBP cleavage activity 1 (SCA-1) Caspase-3 subunit p17 Caspase-3 subunit p12 CASP3 CPP32
Observed MW:	32-35 kDa
Uniprot ID :	P42574

### Application

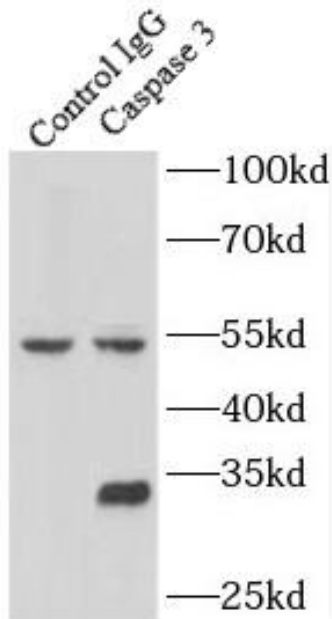
Reactivity:	Human, Mouse, Rat
Tested Application:	ELISA, IHC, WB,IF,IP
Recommended dilution:	WB: 1:200-1:2000; IP: 1:200-1:2000; IHC: 1:50-1:500; IF: 1:20-1:200
Image:	



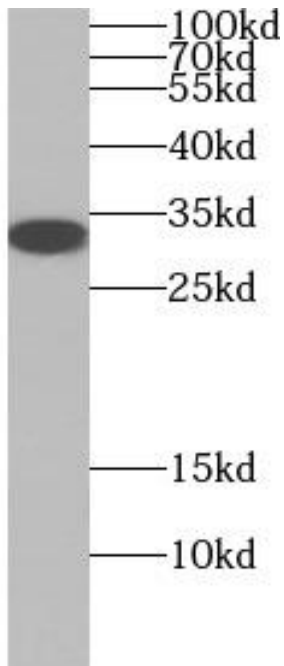
Immunohistochemistry of paraffin-embedded human spleen using FNab01289(CASP3 antibody) at dilution of 1:50



Immunofluorescent analysis of ( -20°C Ethanol ) fixed NIH/3T3 cells using FNab01289 (Caspase 3 Antibody) at dilution of 1:50 and Alexa Fluor 488-conjugated Goat Anti-Rabbit IgG(H+L)



IP result of anti-Caspase 3(IP:FNab01289, 4ug; Detection:FNab01289 1:300) with NIH/3T3 cells lysate 3440 ug



HeLa cells were subjected to SDS PAGE followed by western blot with FNab01289(CASP3 antibody) at dilution of 1:1000