

CASP10 antibody

Product Information

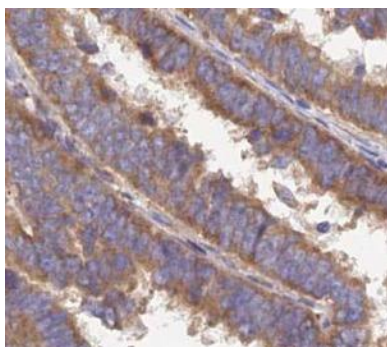
Catalog No.:	FNab01285
Size:	100µg
Form:	liquid
Purification:	Immunogen affinity purified
Purity:	≥95% as determined by SDS-PAGE
Host:	Rabbit
Clonality:	polyclonal
Clone ID:	None
IsoType:	IgG
Storage:	PBS with 0.02% sodium azide and 50% glycerol pH 7.3, -20°C for 12 months(Avoid repeated freeze / thaw cycles.)

Immunogen information

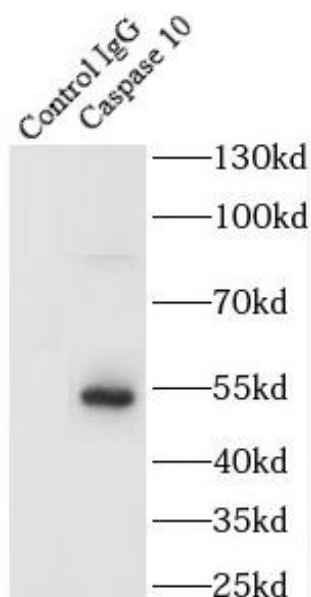
Immunogen:	caspase 10, apoptosis-related cysteine peptidase
Synonyms:	Caspase-10 (CASP-10) Apoptotic protease Mch-4 FAS-associated death domain protein interleukin-1B-converting enzyme 2 (FLICE2) ICE-like apoptotic protease 4 Caspase-10 subunit p23/17 Caspase-10 subunit p12 CASP10 MCH4
Observed MW:	59 kDa
Uniprot ID :	Q92851

Application

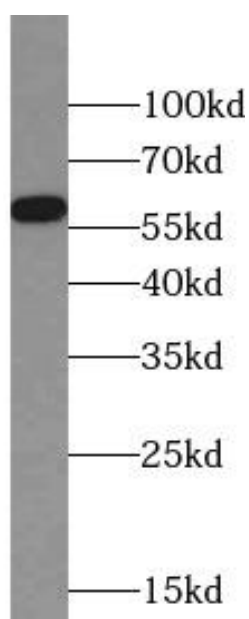
Reactivity:	Human
Tested Application:	ELISA, WB, IHC, IF, IP
Recommended dilution:	WB: 1:500-1:1000; IP: 1:200-1:1000; IHC: 1:20-1:200; IF: 1:20-1:200
Image:	



Immunohistochemistry of paraffin-embedded human endometrial cancer using FNab01285(CASP10 antibody) at dilution of 1:100



IP Result of anti-Caspase 10/p23/17/p12 (IP:FNab01285, 4ug; Detection:FNab01285 1:300) with HeLa cells lysate 3200ug.



HeLa cells were subjected to SDS PAGE followed by western blot with FNab01285(CASP10 antibody) at dilution of 1:300