

## CAPZA1 antibody

### Product Information

Catalog No.:	FNab01255
Size:	100µg
Form:	liquid
Purification:	Immunogen affinity purified
Purity:	≥95% as determined by SDS-PAGE
Host:	Rabbit
Clonality:	polyclonal
Clone ID:	None
IsoType:	IgG
Storage:	PBS with 0.02% sodium azide and 50% glycerol pH 7.3, -20°C for 12 months(Avoid repeated freeze / thaw cycles.)

### Background

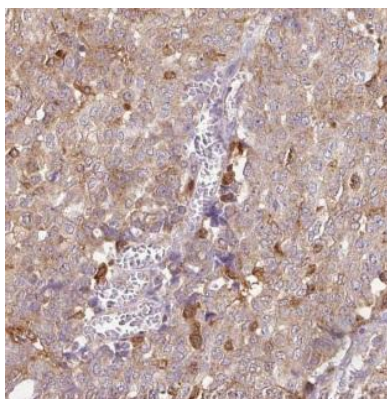
F-actin-capping proteins bind in a Ca(2+)-independent manner to the fast growing ends of actin filaments(barbed end) thereby blocking the exchange of subunits at these ends. Unlike other capping proteins(such as gelsolin and severin), these proteins do not sever actin filaments.

### Immunogen information

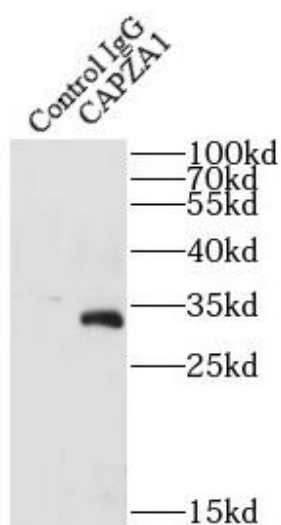
Immunogen:	capping protein(actin filament) muscle Z-line, alpha 1
Synonyms:	F-actin-capping protein subunit alpha-1 CapZ alpha-1 CAPZA1
Observed MW:	33 kDa
Uniprot ID :	P52907

### Application

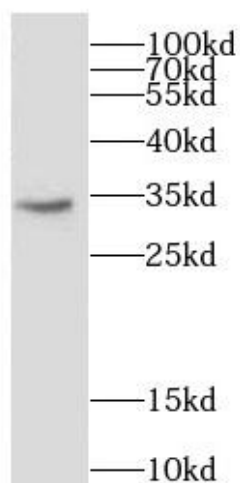
Reactivity:	Human, Mouse, Rat
Tested Application:	ELISA, WB, IHC, IP
Recommended dilution:	WB: 1:500-1:2000; IP: 1:500-1:1000; IHC: 1:50-1:200
Image:	



Immunohistochemistry of paraffin-embedded human ovary tumor using FNab01255(CAPZA1 antibody) at dilution of 1:50



IP Result of anti-CAPZA1 (IP:FNab01255, 4ug; Detection:FNab01255 1:300) with SH-SY5Y cells lysate 3000ug.



human brain tissue were subjected to SDS PAGE followed by western blot with FNab01255(CAPZA1 antibody) at dilution of 1:400