

CAPSL antibody

Product Information

Catalog No.:	FNab01254
Size:	100µg
Form:	liquid
Purification:	Immunogen affinity purified
Purity:	≥95% as determined by SDS-PAGE
Host:	Rabbit
Clonality:	polyclonal
Clone ID:	None
IsoType:	IgG
Storage:	PBS with 0.02% sodium azide and 50% glycerol pH 7.3, -20°C for 12 months(Avoid repeated freeze / thaw cycles.)

Background

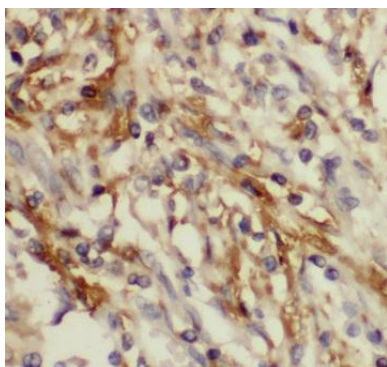
None

Immunogen information

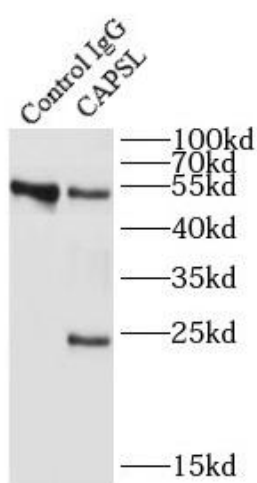
Immunogen:	calcyphosine-like
Synonyms:	Calcyphosin-like protein CAPSL
Observed MW:	24 kDa
Uniprot ID :	Q8WWF8

Application

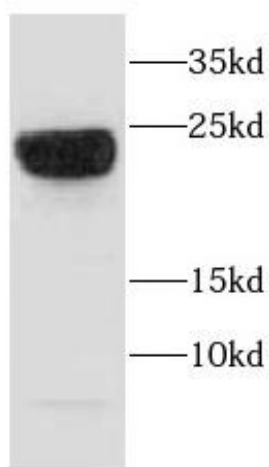
Reactivity:	Human, Mouse, Rat
Tested Application:	ELISA, WB, IHC, IP
Recommended dilution:	WB: 1:500-1:2000; IP: 1:500-1:1000; IHC: 1:50-1:200
Image:	



Immunohistochemistry of paraffin-embedded human lung cancer using FNaB01254(CAPSL antibody) at dilution of 1:100



IP Result of anti-CAPSL (IP:FNaB01254, 4ug; Detection:FNaB01254 1:500) with mouse lung tissue lysate 4000ug.



mouse lung tissue were subjected to SDS PAGE followed by western blot with FNaB01254(CAPSL antibody) at dilution of 1:800