

## CAMK2B antibody

### Product Information

Catalog No.:	FNab01230
Size:	100µg
Form:	liquid
Purification:	Immunogen affinity purified
Purity:	≥95% as determined by SDS-PAGE
Host:	Rabbit
Clonality:	polyclonal
Clone ID:	None
IsoType:	IgG
Storage:	PBS with 0.02% sodium azide and 50% glycerol pH 7.3, -20°C for 12 months(Avoid repeated freeze / thaw cycles.)

### Background

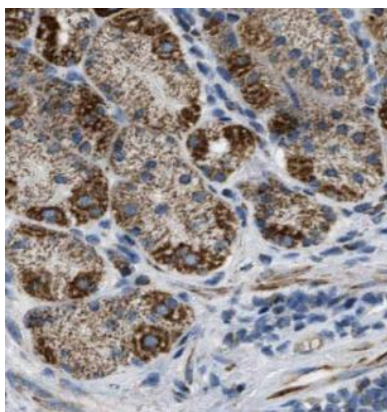
None

### Immunogen information

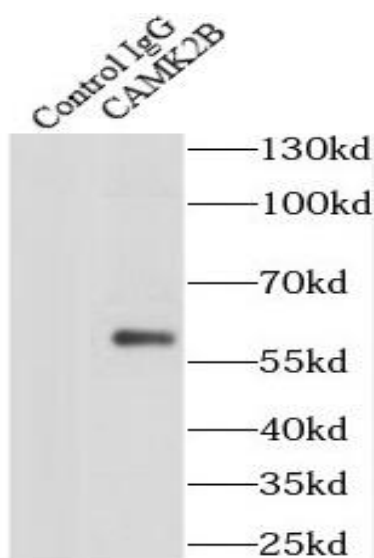
Immunogen:	calcium/calmodulin-dependent protein kinase II beta
Synonyms:	Calcium/calmodulin-dependent protein kinase type II subunit beta (CaM kinase II subunit beta, CaMK-II subunit beta) CAMK2B CAM2 CAMK2 CAMKB
Observed MW:	60 kDa
Uniprot ID :	Q13554

### Application


Reactivity:	Human, Mouse, Rat
Tested Application:	ELISA, WB, IHC, IP
Recommended dilution:	WB: 1:500-1:2000; IHC: 1:20-1:200
Image:	



Immunohistochemistry of paraffin-embedded human gliomas using FNab01230(CAMK2B antibody) at dilution of 1:50



IP Result of anti-CaMKII beta (IP:FNab01230, 4ug; Detection:FNab01230 1:1000) with mouse brain tissue lysate 4000ug.



mouse brain tissue were subjected to SDS PAGE followed by western blot with FNab01230(CaMKII antibody) at dilution of 1:1000