

## CNN1 antibody

### Product Information

Catalog No.:	FNab01221
Size:	100µg
Form:	liquid
Purification:	Immunogen affinity purified
Purity:	≥95% as determined by SDS-PAGE
Host:	Rabbit
Clonality:	polyclonal
Clone ID:	None
IsoType:	IgG
Storage:	PBS with 0.02% sodium azide and 50% glycerol pH 7.3, -20°C for 12 months(Avoid repeated freeze / thaw cycles.)

### Background

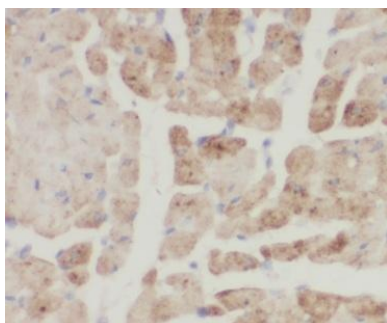
None

### Immunogen information

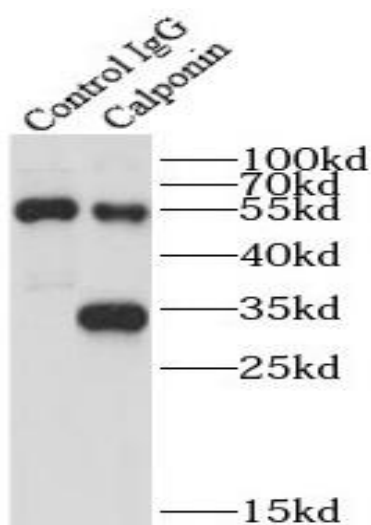
Immunogen:	calponin 1, basic, smooth muscle
Synonyms:	Calponin-1 Basic calponin Calponin H1, smooth muscle CNN1
Observed MW:	35 kDa
Uniprot ID :	P51911

### Application

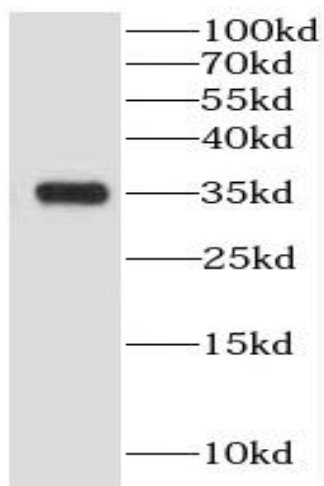
Reactivity:	Human, Mouse, Rat
Tested Application:	ELISA, WB, IHC, IP
Recommended dilution:	WB: 1:500-1:2000; IP: 1:500-1:2000; IHC: 1:20-1:200
Image:	



Immunohistochemistry of paraffin-embedded human heart using FNab01221(CNN1 antibody) at dilution of 1:50



IP Result of anti-Calponin (IP:FNab01221, 4ug; Detection:FNab01221 1:1000) with mouse lung tissue lysate 2800ug.



mouse heart tissue were subjected to SDS PAGE followed by western blot with FNab01221(Calponin antibody) at dilution of 1:1000