

CAPN1 antibody

Product Information

Catalog No.:	FNab01211
Size:	100µg
Form:	liquid
Purification:	Immunogen affinity purified
Purity:	≥95% as determined by SDS-PAGE
Host:	Rabbit
Clonality:	polyclonal
Clone ID:	None
IsoType:	IgG
Storage:	PBS with 0.02% sodium azide and 50% glycerol pH 7.3, -20°C for 12 months(Avoid repeated freeze / thaw cycles.)

Background

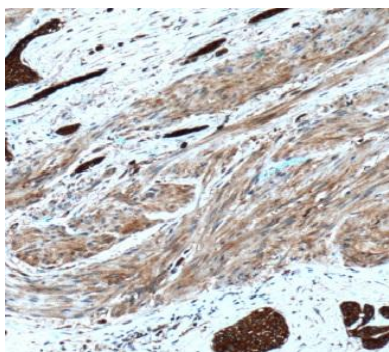
None

Immunogen information

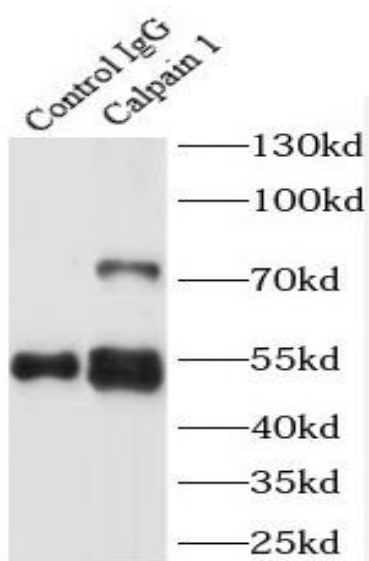
Immunogen:	calpain 1,(mu/I) large subunit
Synonyms:	Calpain-1 catalytic subunit Calcium-activated neutral proteinase 1 (CANP 1) Calpain mu-type Calpain-1 large subunit Cell proliferation-inducing gene 30 protein Micromolar-calpain (muCANP) CAPN1 CANPL1
Observed MW:	75 kDa
Uniprot ID :	P07384

Application

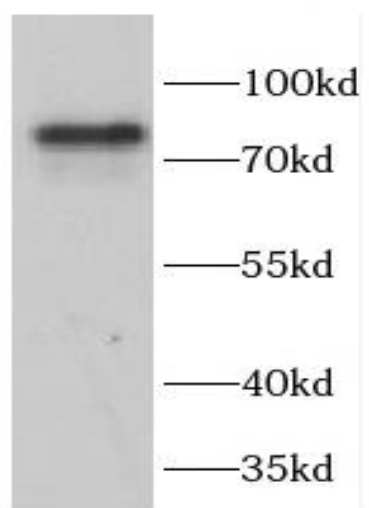
Reactivity:	Human, Mouse, Rat
Tested Application:	ELISA, IHC, IF, WB, FC, IP
Recommended dilution:	WB: 1:500-1:2000; IP: 1:500-1:1000; IHC: 1:20-1:200; IF: 1:10-1:100
Image:	



Immunohistochemistry of paraffin-embedded human urothelial carcinoma tissue slide using FNab01211(CAPN1 Antibody) at dilution of 1:200 heat mediated antigen retrieved with Tris-EDTA buffer(pH9).



IP Result of anti-Calpain 1 (IP:FNab01211, 4ug; Detection:FNab01211 1:1000) with HeLa cells lysate 1200ug.



A431 cells were subjected to SDS PAGE followed by western blot with FNab01211(CAPN1 antibody) at dilution of 1:1000