

CALN1 antibody

Product Information

Catalog No.:	FNab01209
Size:	100µg
Form:	liquid
Purification:	Immunogen affinity purified
Purity:	≥95% as determined by SDS-PAGE
Host:	Rabbit
Clonality:	polyclonal
Clone ID:	None
IsoType:	IgG
Storage:	PBS with 0.02% sodium azide and 50% glycerol pH 7.3, -20°C for 12 months(Avoid repeated freeze / thaw cycles.)

Background

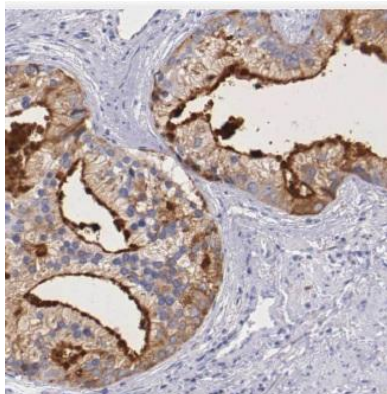
Negatively regulates Golgi-to-plasma membrane trafficking by interacting with PI4KB and inhibiting its activity(By similarity). May play a role in the physiology of neurons and is potentially important in memory and learning.

Immunogen information

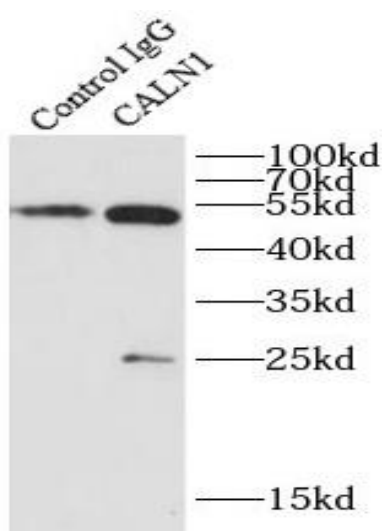
Immunogen:	calneuron 1
Synonyms:	Calcium-binding protein 8 (CaBP8) Calneuron I Calneuron-1 CALN1 CABP8
Observed MW:	25 kDa
Uniprot ID :	Q9BXU9

Application

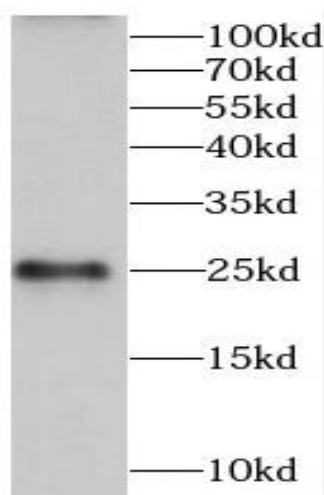
Reactivity:	Human, Mouse, Rat
Tested Application:	ELISA, IHC, WB, IP
Recommended dilution:	WB: 1:500-1:2000; IP: 1:500-1:1000; IHC: 1:50-1:200
Image:	



Immunohistochemistry of paraffin-embedded human prostate cancer using FNab01209(CALN1 antibody) at dilution of 1:100



IP Result of anti-CALN1 (IP:FNab01209, 4ug; Detection:FNab01209 1:300) with rat brain tissue lysate 4000ug.



rat brain tissue were subjected to SDS PAGE followed by western blot with FNab01209(CALN1 Antibody) at dilution of 1:300