

CDH13 antibody

Product Information

Catalog No.:	FNab01184
Size:	100µg
Form:	liquid
Purification:	Immunogen affinity purified
Purity:	≥95% as determined by SDS-PAGE
Host:	Rabbit
Clonality:	polyclonal
Clone ID:	None
IsoType:	IgG
Storage:	PBS with 0.02% sodium azide and 50% glycerol pH 7.3, -20°C for 12 months(Avoid repeated freeze / thaw cycles.)

Background

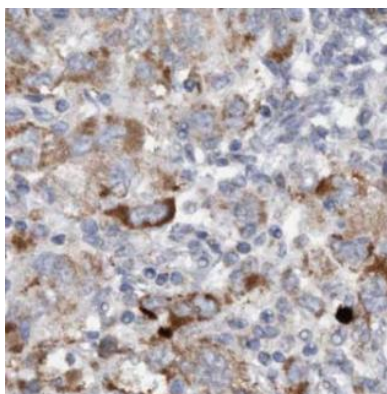
None

Immunogen information

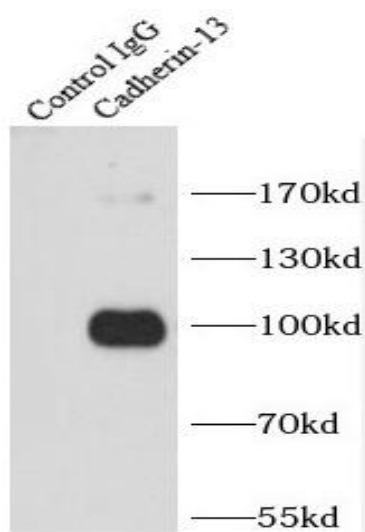
Immunogen:	cadherin 13, H-cadherin(heart)
Synonyms:	Cadherin-13 Heart cadherin (H-cadherin) P105 Truncated cadherin (T-cad, T-cadherin) CDH13 CDHH
Observed MW:	105 kDa
Uniprot ID :	P55290

Application

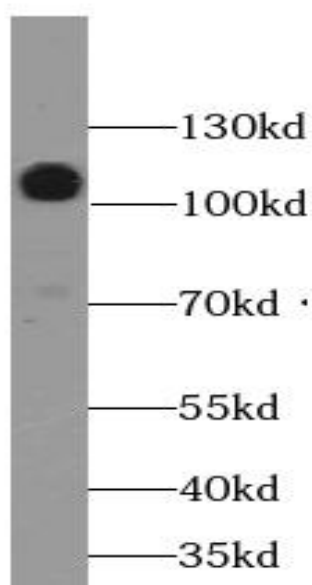
Reactivity:	Human, Mouse
Tested Application:	ELISA, WB, IHC, IP
Recommended dilution:	WB: 1:500-1:1000; IHC: 1:20-1:200
Image:	



Immunohistochemistry of paraffin-embedded human endometrial cancer using FNab01184(CDH13 antibody) at dilution of 1:100



IP Result of anti-Cadherin-13 (IP:FNab01184, 4ug; Detection:FNab01184 1:700) with mouse heart tissue lysate 4000ug.



mouse heart tissue were subjected to SDS PAGE followed by western blot with FNab01184(CDH13 antibody) at dilution of 1:1000