

CA1 antibody

Product Information

Catalog No.:	FNab01155
Size:	100µg
Form:	liquid
Purification:	Immunogen affinity purified
Purity:	≥95% as determined by SDS-PAGE
Host:	Rabbit
Clonality:	polyclonal
Clone ID:	None
IsoType:	IgG
Storage:	PBS with 0.02% sodium azide and 50% glycerol pH 7.3, -20°C for 12 months(Avoid repeated freeze / thaw cycles.)

Background

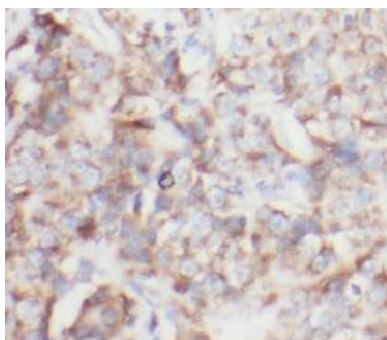
Reversible hydration of carbon dioxide. Can hydrates cyanamide to urea.

Immunogen information


Immunogen:	carbonic anhydrase I
Synonyms:	Carbonic anhydrase 1 Carbonate dehydratase I Carbonic anhydrase B (CAB) Carbonic anhydrase I (CA-I) Cyanamide hydratase CA1 CA1
Observed MW:	29 kDa
Uniprot ID :	P00915

Application

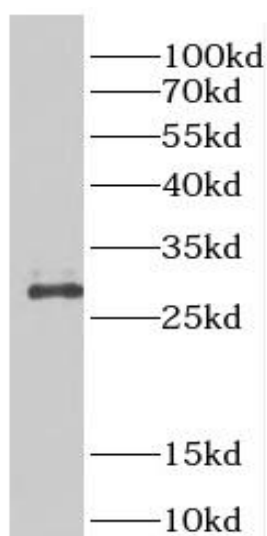
Reactivity:	Human, Mouse, Rat
Tested Application:	ELISA, WB, IHC, IP
Recommended dilution:	WB : 1:500-1:2000; IP: 1:500-1:1000; IHC: 1:50-1:200
Image:	



Immunohistochemistry of paraffin-embedded human breast cancer tissue slide using FNab01155 (CA1 antibody) at dilution of 1:100



IP Result of anti-CA1 (IP:FNab01155, 4ug; Detection:FNab01155 1:500) with K-562 cells lysate 1200ug.



Jurkat cells were subjected to SDS PAGE followed by western blot with FNab01155(CA1 antibody) at dilution of 1:500