

BUD31 antibody

Product Information

Catalog No.:	FNab00991
Size:	100µg
Form:	liquid
Purification:	Immunogen affinity purified
Purity:	≥95% as determined by SDS-PAGE
Host:	Rabbit
Clonality:	polyclonal
Clone ID:	None
IsoType:	IgG
Storage:	PBS with 0.02% sodium azide and 50% glycerol pH 7.3, -20°C for 12 months(Avoid repeated freeze / thaw cycles.)

Background

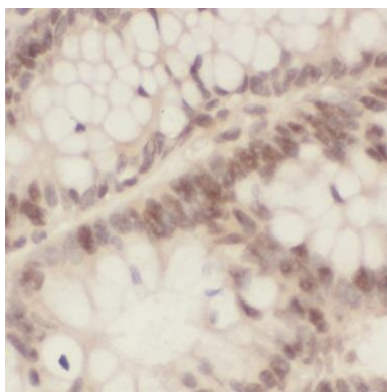
None

Immunogen information

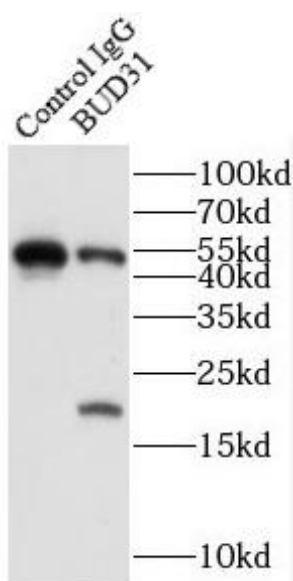
Immunogen:	BUD31 homolog
Synonyms:	Protein BUD31 homolog Protein EDG-2 Protein G10 homolog BUD31 EDG2
Observed MW:	17-20 kDa
Uniprot ID :	P41223

Application

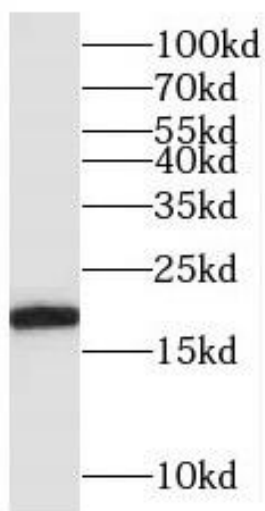
Reactivity:	Human, Mouse, Rat
Tested Application:	ELISA, WB, IHC, IP
Recommended dilution:	WB: 1:500-1:2000; IP: 1:500-1:2000; IHC: 1:20-1:200
Image:	



Immunohistochemistry of paraffin-embedded human colon cancer using FNaB00991(BUD31 antibody) at dilution of 1:100



IP Result of anti-BUD31 (IP:FNaB00991, 4ug; Detection:FNaB00991 1:1500) with mouse brain tissue lysate 3440ug.



mouse brain tissue were subjected to SDS PAGE followed by western blot with FNaB00991(BUD31 antibody) at dilution of 1:2000