

BMP7 antibody

Product Information

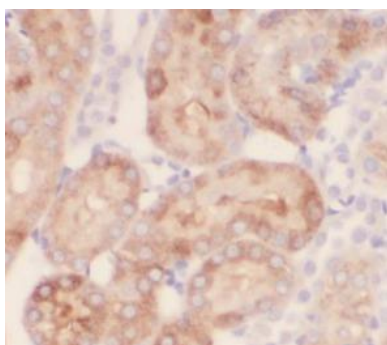
Catalog No.:	FNab00920
Size:	100µg
Form:	liquid
Purification:	Immunogen affinity purified
Purity:	≥95% as determined by SDS-PAGE
Host:	Rabbit
Clonality:	polyclonal
IsoType:	IgG
Storage:	PBS with 0.02% sodium azide and 50% glycerol pH 7.3, -20°C for 12 months(Avoid repeated freeze / thaw cycles.)

Immunogen information

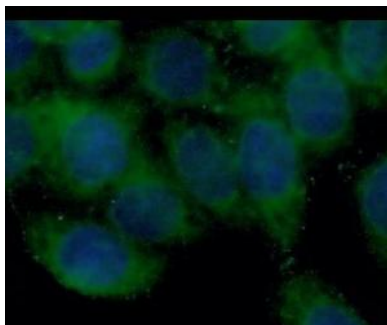
Immunogen:	bone morphogenetic protein 7
Synonyms:	Bone morphogenetic protein 7 (BMP-7) Osteogenic protein 1 (OP-1) BMP7 OP1
Observed MW:	49 kDa
Uniprot ID :	P18075

Application

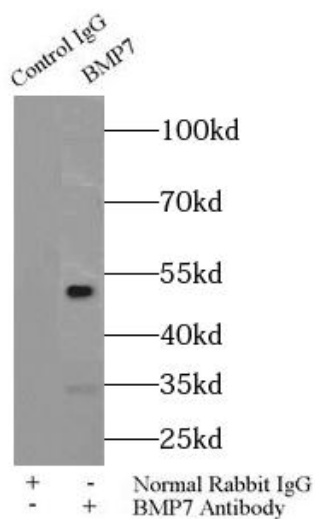
Reactivity:	Human, Mouse, Rat
Tested Application:	ELISA, IHC, WB, IP, IF
Recommended dilution:	WB: 1:500-1:2000; IP: 1:500-1:1000; IHC: 1:20-1:200; IF: 1:20-1:200
Image:	



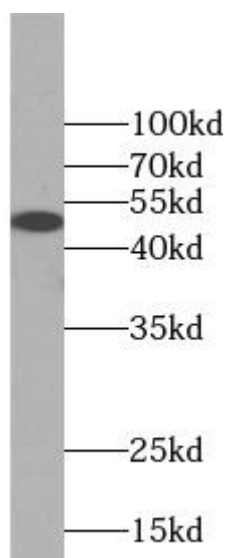
Immunohistochemistry of paraffin-embedded human renal cell carcinoma tissue slide using FNab00920(BMP7 Antibody) at dilution of 1:50



Immunofluorescent analysis of HeLa cells using FNab00920 (BMP7 antibody) at dilution of 1:50 and Alexa Fluor 488-conjugated AffiniPure Goat Anti-Rabbit IgG(H+L)



IP Result of anti-BMP7 (IP: FNab00920, 4ug; Detection: FNab00920 1:800) with HEK-293 cells lysate 2800ug.



HEK-293 cells were subjected to SDS PAGE followed by western blot with FNab00920(BMP7 Antibody) at dilution of 1:1000