

## BBS1 antibody

### Product Information

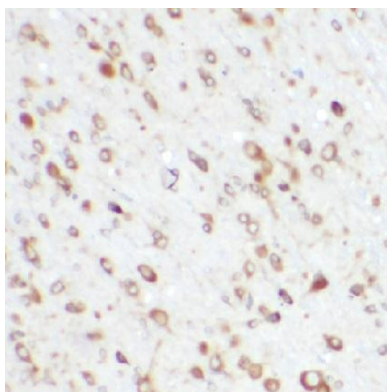
Catalog No.:	FNab00813
Size:	100µg
Form:	liquid
Purification:	Immunogen affinity purified
Purity:	≥95% as determined by SDS-PAGE
Host:	Rabbit
Clonality:	polyclonal
Clone ID:	None
IsoType:	IgG
Storage:	PBS with 0.02% sodium azide and 50% glycerol pH 7.3, -20°C for 12 months(Avoid repeated freeze / thaw cycles.)

### Immunogen information

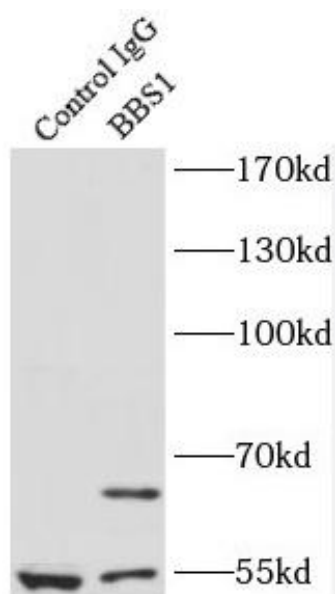
Immunogen:	Bardet-Biedl syndrome 1
Synonyms:	Bardet-Biedl syndrome 1 protein BBS2-like protein 2 BBS1 BBS2L2
Observed MW:	65 kDa
Uniprot ID :	Q8NFI9

### Application

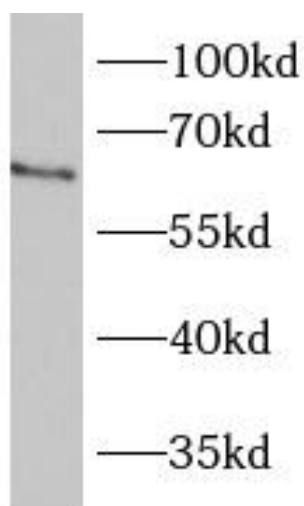
Reactivity:	Human, Mouse, Rat
Tested Application:	ELISA, IF, WB, IHC, IP
Recommended dilution:	WB: 1:500-1:1000; IHC: 1:50-1:200 IP: 1:500-1:1000; IF: 1:20-1:200
Image:	



Immunohistochemistry of paraffin-embedded rat brain tissue slide using FNab00813(BBS1 Antibody) at dilution of 1:100



IP Result of anti-BBS1 (IP:FNab00813, 4ug; Detection:FNab00813 1:600) with mouse brain tissue lysate 4000ug.



mouse kidney tissue were subjected to SDS PAGE followed by western blot with FNab00813( BBS1 Antibody) at dilution of 1:600