

anti- ATG12 antibody

Product Information

Catalog No.:	FNab00666
Size:	100µg
Form:	liquid
Purification:	Immunogen affinity purified
Purity:	≥95% as determined by SDS-PAGE
Host:	Rabbit
Clonality:	polyclonal
Clone ID:	None
IsoType:	IgG
Storage:	PBS with 0.02% sodium azide and 50% glycerol pH 7.3, -20°C for 12 months (Avoid repeated freeze / thaw cycles.)

Background

Ubiquitin-like protein involved in autophagy vesicles formation. Conjugation with ATG5 through a ubiquitin-like conjugating system involving also ATG7 as an E1-like activating enzyme and ATG10 as an E2-like conjugating enzyme, is essential for its function. The ATG12-ATG5 conjugate acts as an E3-like enzyme which is required for lipidation of ATG8 family proteins and their association to the vesicle membranes. The ATG12-ATG5 conjugate also regulates negatively the innate antiviral immune response by blocking the type I IFN production pathway through direct association with RARRES3 and MAVS. Plays also a role in translation or delivery of incoming viral RNA to the translation apparatus.

Immunogen information

Immunogen:	ATG12 autophagy related 12 homolog(S. cerevisiae)
Synonyms:	APG12, APG12L
Observed MW:	48-50kd
UniprotID :	O94817

Application

Wuhan Fine Biotech Co., Ltd.

B9 Bld, High-Tech Medical Devices Park, No. 818 GaoxinAve.East Lake High-Tech Development Zone.Wuhan, Hubei, China(430206)

Tel : (0086)027-87384275

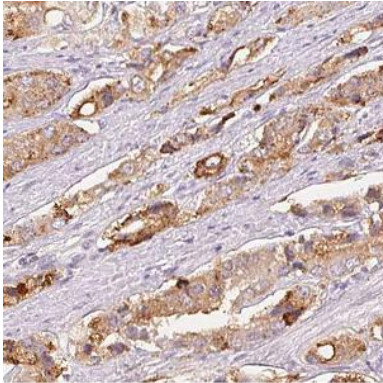
Fax: (0086)027-87800889 www.fn-test.com

Reactivity: Human, Mouse

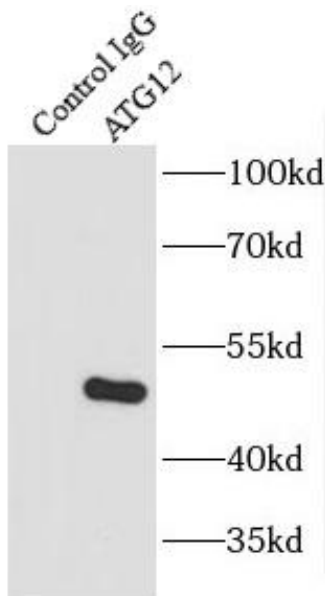
Tested Application: ELISA, WB, IHC, IP

Recommended dilution: WB: 1:500-1:2000; IP: 1:500-1:2000 ; IHC: 1:20-1:200

Image:



Immunohistochemistry of paraffin-embedded human prostate cancer using FNab00666(ATG12 antibody) at dilution of 1:50




IP Result of anti-ATG12 (IP:FNab00666, 4ug; Detection:FNab00666 1:300) with HEK-293 cells lysate 880ug.

Wuhan Fine Biotech Co., Ltd.

B9 Bld, High-Tech Medical Devices Park, No. 818 GaoxinAve. East Lake High-Tech Development Zone. Wuhan, Hubei, China(430206)

Tel : (0086)027-87384275

Fax: (0086)027-87800889 www.fn-test.com



human bladder tissue were subjected to SDS
PAGE followed by western blot with
FNab00666(ATG12 antibody) at dilution of 1:500

Wuhan Fine Biotech Co., Ltd.

B9 Bld, High-Tech Medical Devices Park, No. 818 GaoxinAve. East Lake High-Tech Development Zone. Wuhan,
Hubei, China(430206)

Tel : (0086)027-87384275

Fax: (0086)027-87800889 www.fn-test.com