

## ATXN2 antibody

### Product Information

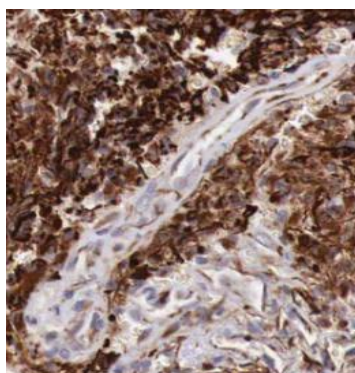
Catalog No.:	FNab00657
Size:	100µg
Form:	liquid
Purification:	Immunogen affinity purified
Purity:	≥95% as determined by SDS-PAGE
Host:	Rabbit
Clonality:	polyclonal
IsoType:	IgG
Storage:	PBS with 0.02% sodium azide and 50% glycerol pH 7.3, -20°C for 12 months(Avoid repeated freeze / thaw cycles.)

### Immunogen information

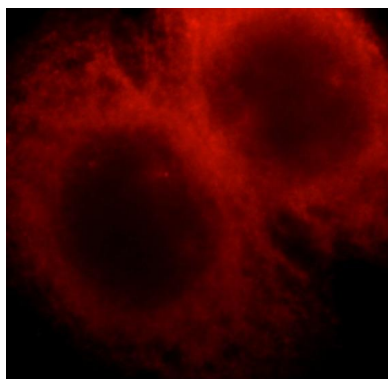
Immunogen:	ataxin 2
Synonyms:	Ataxin-2 Spinocerebellar ataxia type 2 protein Trinucleotide repeat-containing gene 13 protein ATXN2 ATX2 SCA2 TNRC13
Observed MW:	140-150 kDa
Uniprot ID :	Q99700

### Application

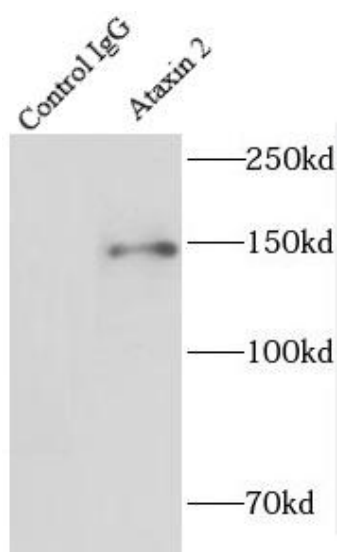
Reactivity:	Human, Mouse, Rat
Tested Application:	ELISA, IHC, IF, WB, IP
Recommended dilution:	WB: 1:1000-1:4000; IP: 1:500-1:2000; IHC: 1:20-1:200; IF: 1:10-1:100
Image:	




Immunohistochemistry of paraffin-embedded human gliomas using FNab00657(ATXN2 antibody) at dilution of 1:50



Immunofluorescent analysis of HepG2 cells using FNab00657 (Ataxin 2 antibody) at dilution of 1:25 and Rhodamine-Goat anti-Rabbit IgG



IP Result of anti-Ataxin 2 (IP:FNab00657, 4ug; Detection:FNab00657 1:1000) with HEK-293 cells lysate 1200ug.



Jurkat cells were subjected to SDS PAGE followed by western blot with FNab00657(Ataxin 2 Antibody) at dilution of 1:2000