

## ASF1A antibody

### Product Information

Catalog No.:	FNab00631
Size:	100µg
Form:	liquid
Purification:	Immunogen affinity purified
Purity:	≥95% as determined by SDS-PAGE
Host:	Rabbit
Clonality:	polyclonal
Clone ID:	None
IsoType:	IgG
Storage:	PBS with 0.02% sodium azide and 50% glycerol pH 7.3, -20°C for 12 months(Avoid repeated freeze / thaw cycles.)

### Background

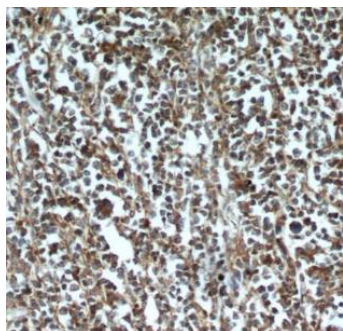
Histone chaperone that facilitates histone deposition and histone exchange and removal during nucleosome assembly and disassembly. Cooperates with chromatin assembly factor 1(CAF-1) to promote replication-dependent chromatin assembly and with HIRA to promote replication-independent chromatin assembly. Required for the formation of senescence-associated heterochromatin foci(SAHF) and efficient senescence-associated cell cycle exit.

### Immunogen information

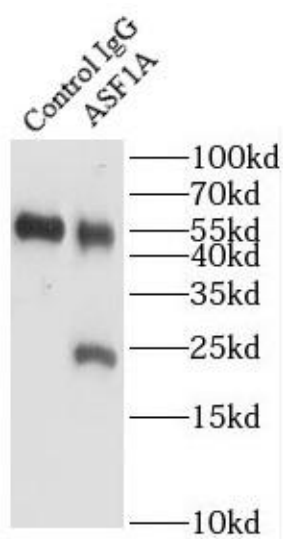
Immunogen:	ASF1 anti-silencing function 1 homolog A
Synonyms:	Histone chaperone ASF1A Anti-silencing function protein 1 homolog A (hAsf1, hAsf1a) CCG1-interacting factor A (CIA, hCIA) ASF1A
Observed MW:	23 kDa
Uniprot ID :	Q9Y294

### Application

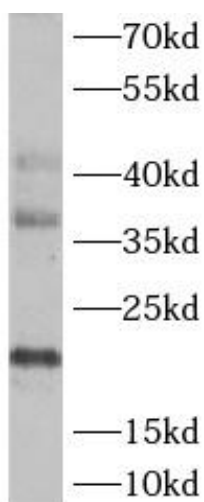
Reactivity:	Human, Mouse, Rat
Tested Application:	ELISA, WB, IHC, IP
Recommended dilution:	WB: 1:500-1:1000; IP: 1:500-1:1000; IHC: 1:10-1:100
Image:	



Immunohistochemistry of paraffin-embedded human lymphoma using FNab00631(ASF1A antibody) at dilution of 1:10



IP Result of anti-ASF1A (IP:FNab00631, 4ug; Detection:FNab00631 1:800) with HEK-293 cells lysate 2800ug.



HeLa cells were subjected to SDS PAGE followed by western blot with FNab00631(ASF1A antibody) at dilution of 1:600