

## ASB13 antibody

### Product Information

Catalog No.:	FNab00620
Size:	100µg
Form:	liquid
Purification:	Immunogen affinity purified
Purity:	≥95% as determined by SDS-PAGE
Host:	Rabbit
Clonality:	polyclonal
Clone ID:	None
IsoType:	IgG
Storage:	PBS with 0.02% sodium azide and 50% glycerol pH 7.3, -20°C for 12 months(Avoid repeated freeze / thaw cycles.)

### Background

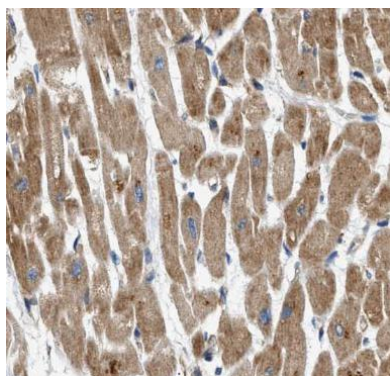
May be a substrate-recognition component of a SCF-like ECS(Elongin-Cullin-SOCS-box protein) E3 ubiquitin-protein ligase complex which mediates the ubiquitination and subsequent proteasomal degradation of target proteins.

### Immunogen information

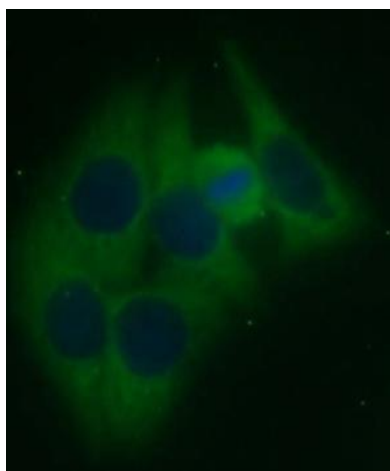
Immunogen:	ankyrin repeat and SOCS box-containing 13
Synonyms:	Ankyrin repeat and SOCS box protein 13 (ASB-13) ASB13
Observed MW:	30 kDa
Uniprot ID :	Q8WXX3

### Application

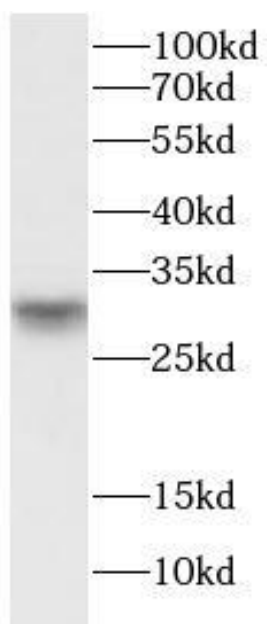
Reactivity:	Human, Mouse
Tested Application:	ELISA, WB, IHC, IF
Recommended dilution:	WB: 1:500-1:1000; IHC: 1:50-1:200; IF: 1:10-1:100
Image:	



Immunohistochemistry of paraffin-embedded human heart tissue slide using FNab00620(ASB13 Antibody) at dilution of 1:100



Immunofluorescent analysis of HepG2 cells using FNab00620 (ASB13 antibody) at dilution of 1:25 and Alexa Fluor 488-conjugated Goat Anti-Rabbit IgG(H+L)



mouse heart tissue were subjected to SDS PAGE followed by western blot with FNab00620(ASB13 Antibody) at dilution of 1:600